



**SOCIO-POLITICAL MOODS DURING THE
FULL-SCALE INVASION OF THE RUSSIAN
FEDERATION'S TROOPS ON THE
TERRITORY OF UKRAINE - second
research wave**

Analytical report

March 2022



Collecting information method: self-filling of questionnaires with the mobile application.



Target group of the study: male and female, aged 18 to 60, living in cities of Ukraine with a population of 50 thousand and more.



Amount of successful interviews:

1st wave - 2144

2nd wave - 1743



Poll period:

1st wave - February 28th 2022 - March 1st 2022

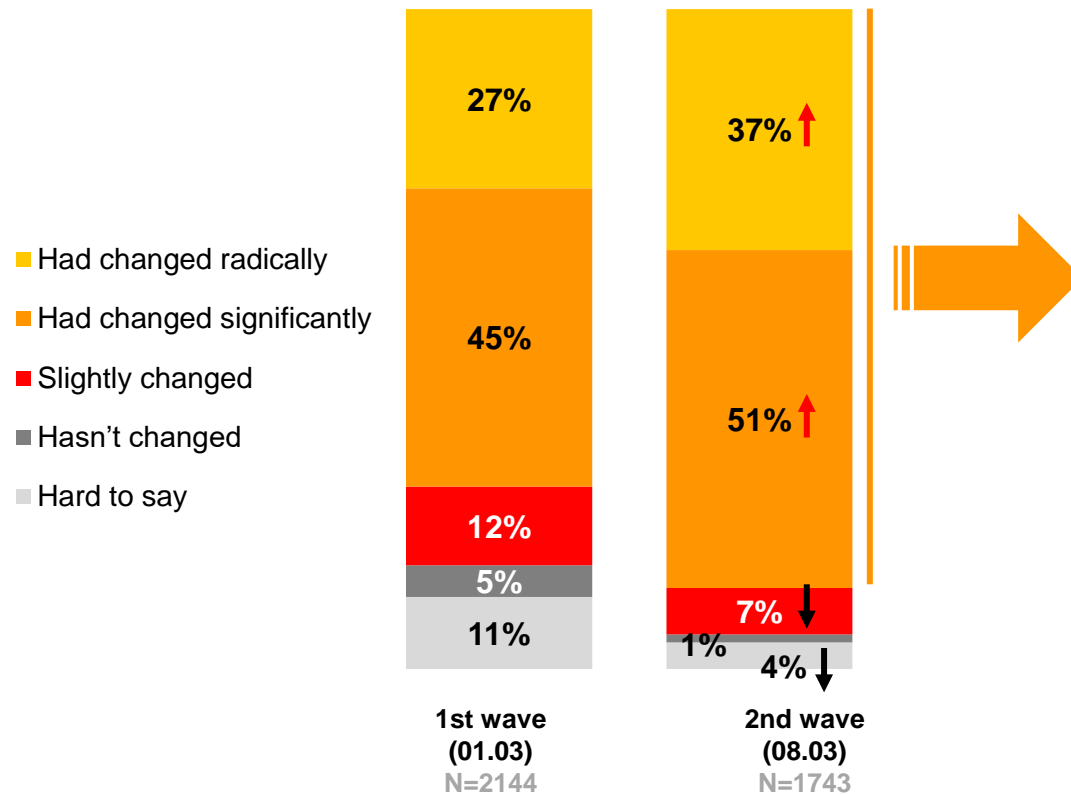
2nd wave - March 8th 2022




UKRAINIANS ACTIONS DURING THE WAR

INFLUENCE OF RUSSIA'S WAR WITH UKRAINE ON UKRAINIANS LIVES*

Life change due to war



Life has changed (radically + significantly)



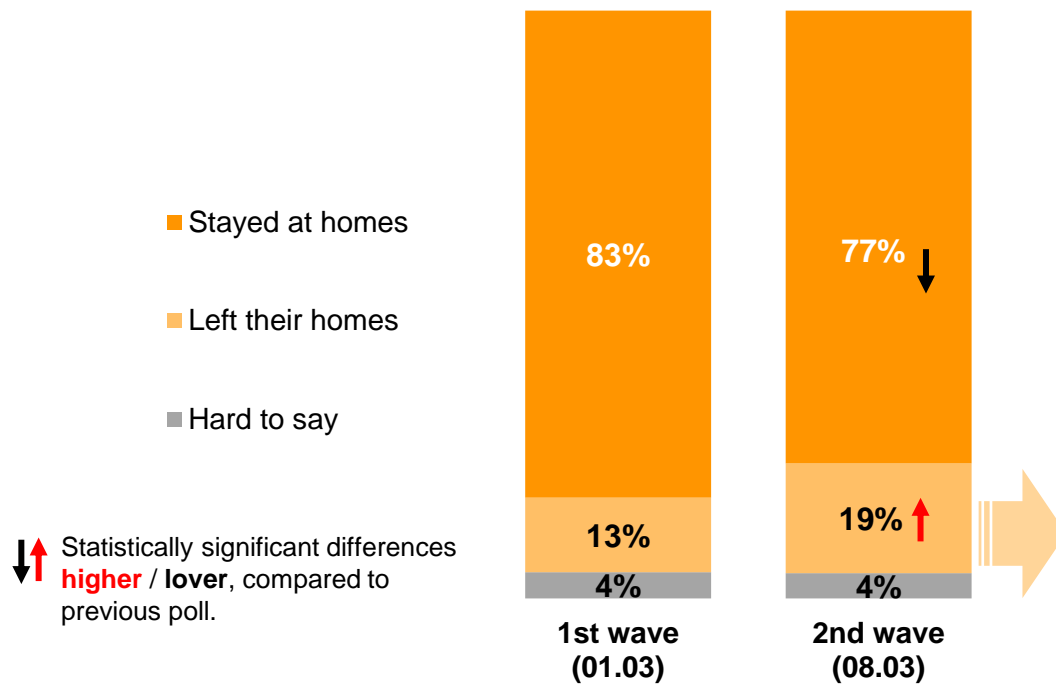
↑ Statistically significant differences higher / lower, compared to previous poll.

*Ukrainians - residents of cities with population 50 thousand and more, aged 18-60 years, who use smartphones

The survey has been conducted by the research company Gradus Research with the method of self-filling of the questionnaire in the mobile application. Online panel Gradus displays the population structure of cities with more than 50,000 inhabitants aged 18-60 by sex, age, size of the city and region. Field period: 1st wave - February 28, 2022 - March 1, 2022, 2nd wave - March 8, 2022. Sample size: 1st wave - 2144 respondents, 2nd wave - 1743 respondents

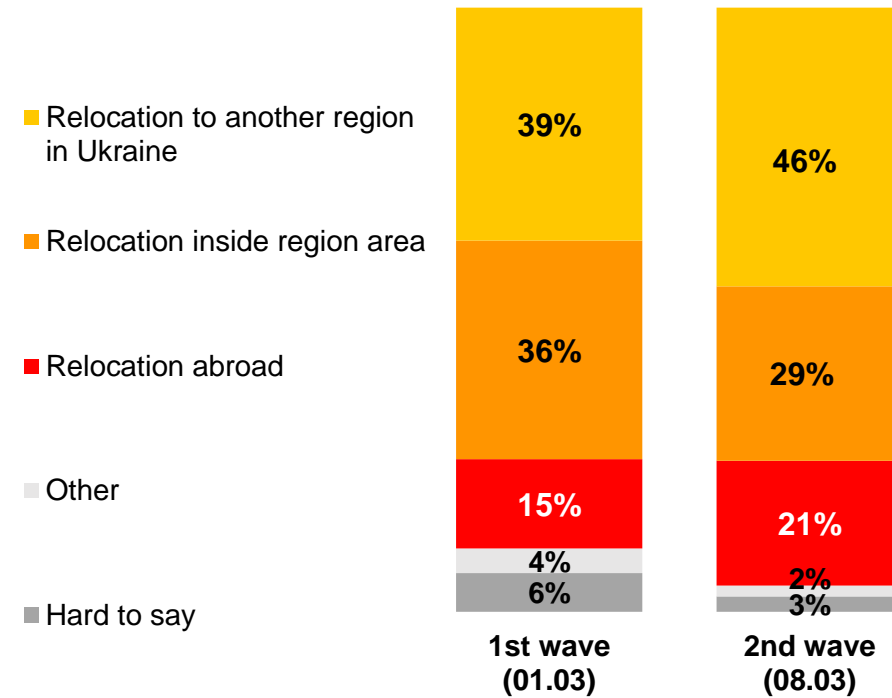
LOCATION CHANGE DUE TO WAR

Location change of Ukrainians* due to war



Base: respondents whose lives have changed significantly or radically due to Russia's war against Ukraine, N = 1551/1529

Relocation, moving



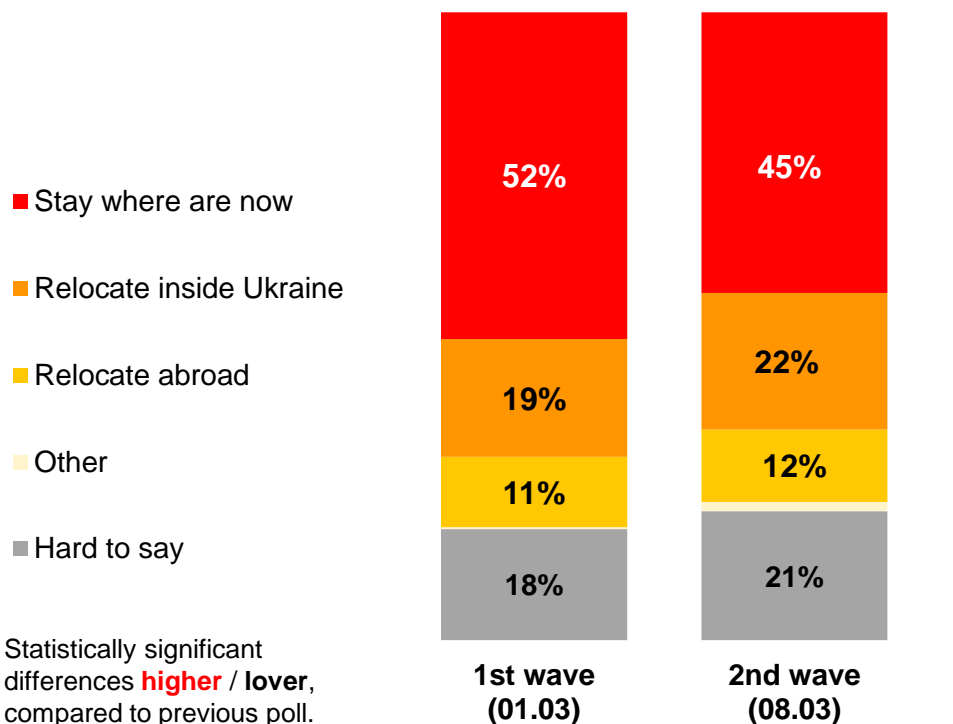
Base: respondents who relocate, N = 197/286

*Ukrainians - residents of cities with population 50 thousand and more, aged 18-60 years, who use smartphones

The survey has been conducted by the research company Gradus Research with the method of self-filling of the questionnaire in the mobile application. Online panel Gradus displays the population structure of cities with more than 50,000 inhabitants aged 18-60 by sex, age, size of the city and region. Field period: 1st wave - February 28, 2022 - March 1, 2022, 2nd wave - March 8, 2022. Sample size: 1st wave - 2144 respondents, 2nd wave - 1743 respondents

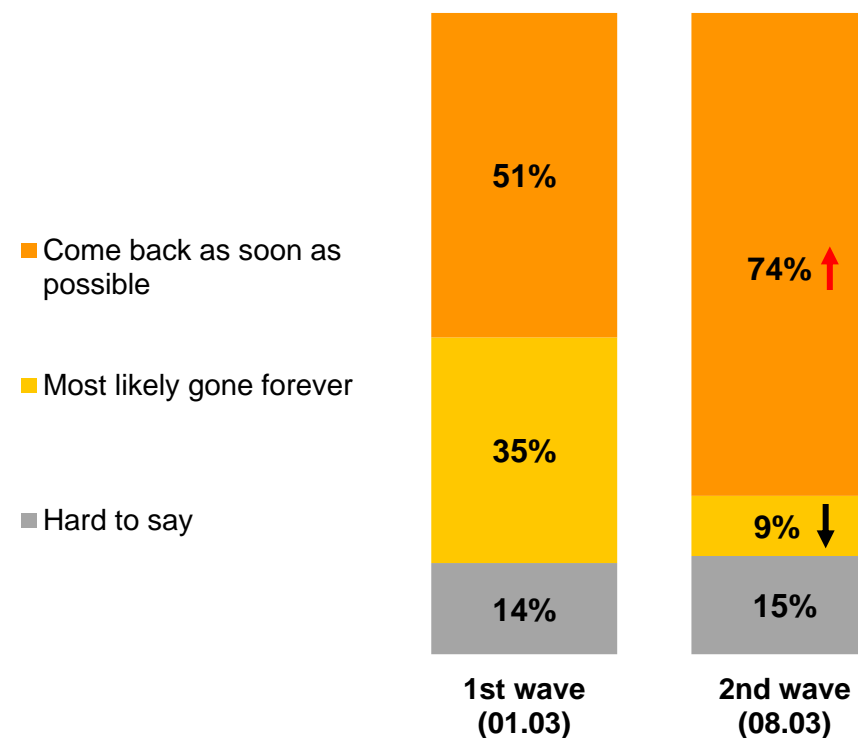
FUTURE INTENTIONS AND STEPS AFTER RELOCATION

In case of aggravation of the situation will...



Base: respondents who has relocated inside Ukraine, N = 147/214

Intention to come back from abroad



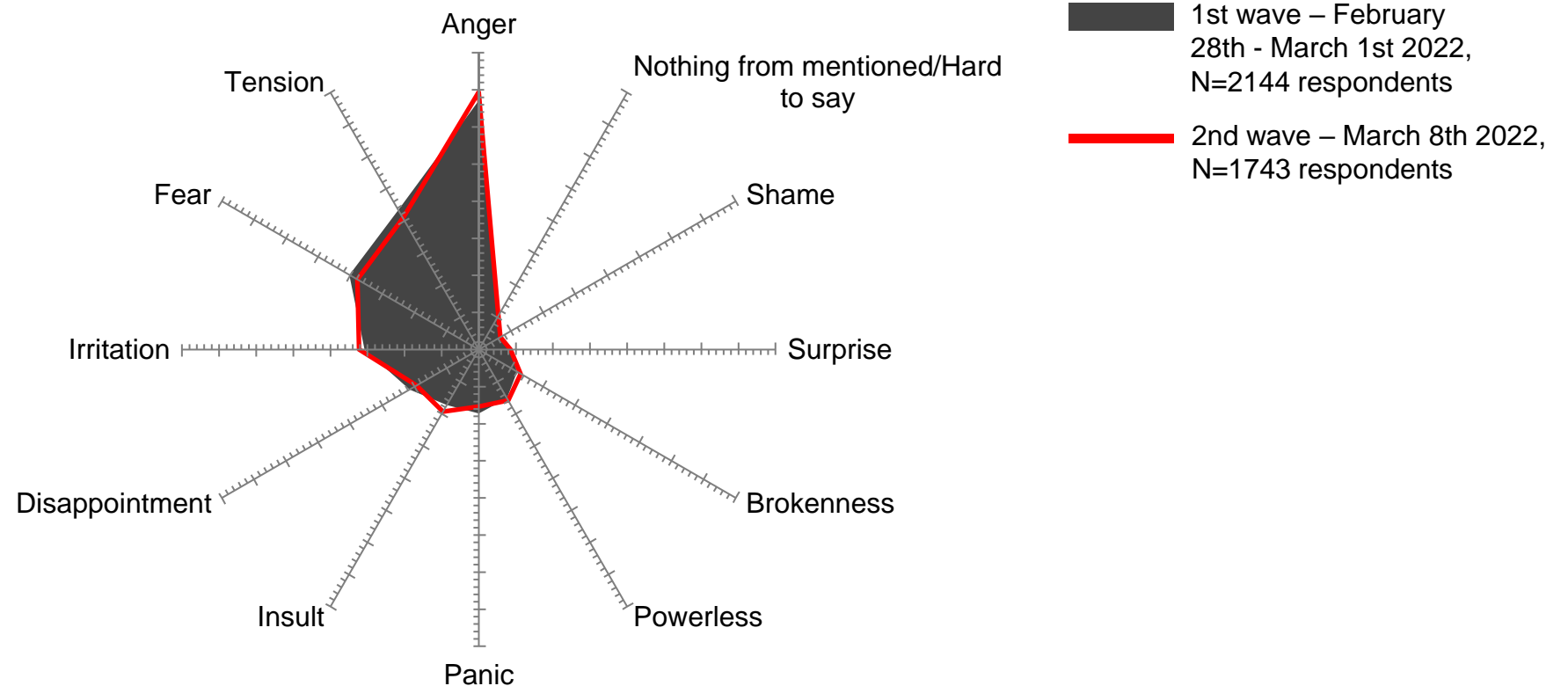
Base: respondents who has relocated abroad, N = 29*/59

* Insufficient base for analysis (trend-based consideration)

The survey has been conducted by the research company Gradus Research with the method of self-filling of the questionnaire in the mobile application. Online panel Gradus displays the population structure of cities with more than 50,000 inhabitants aged 18-60 by sex, age, size of the city and region. Field period: 1st wave - February 28, 2022 - March 1, 2022, 2nd wave - March 8, 2022. Sample size: 1st wave - 2144 respondents, 2nd wave - 1743 respondents

EMOTIONS, EXPERIENCED DUE TO ATTACK OF RUSSIA ON UKRAINE

Dynamics



The survey has been conducted by the research company Gradus Research with the method of self-filling of the questionnaire in the mobile application. Online panel Gradus displays the population structure of cities with more than 50,000 inhabitants aged 18-60 by sex, age, size of the city and region. Field period: 1st wave - February 28, 2022 - March 1, 2022, 2nd wave - March 8, 2022. Sample size: 1st wave - 2144 respondents, 2nd wave - 1743 respondents

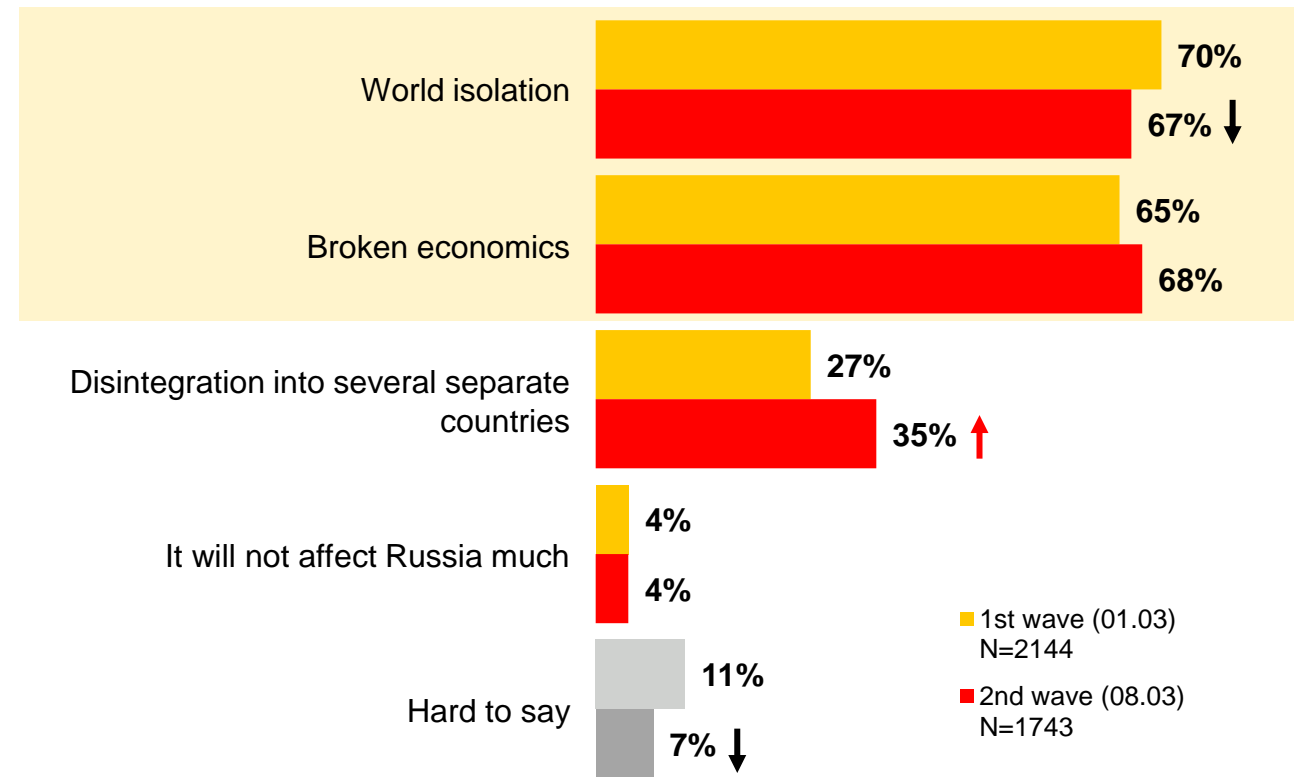
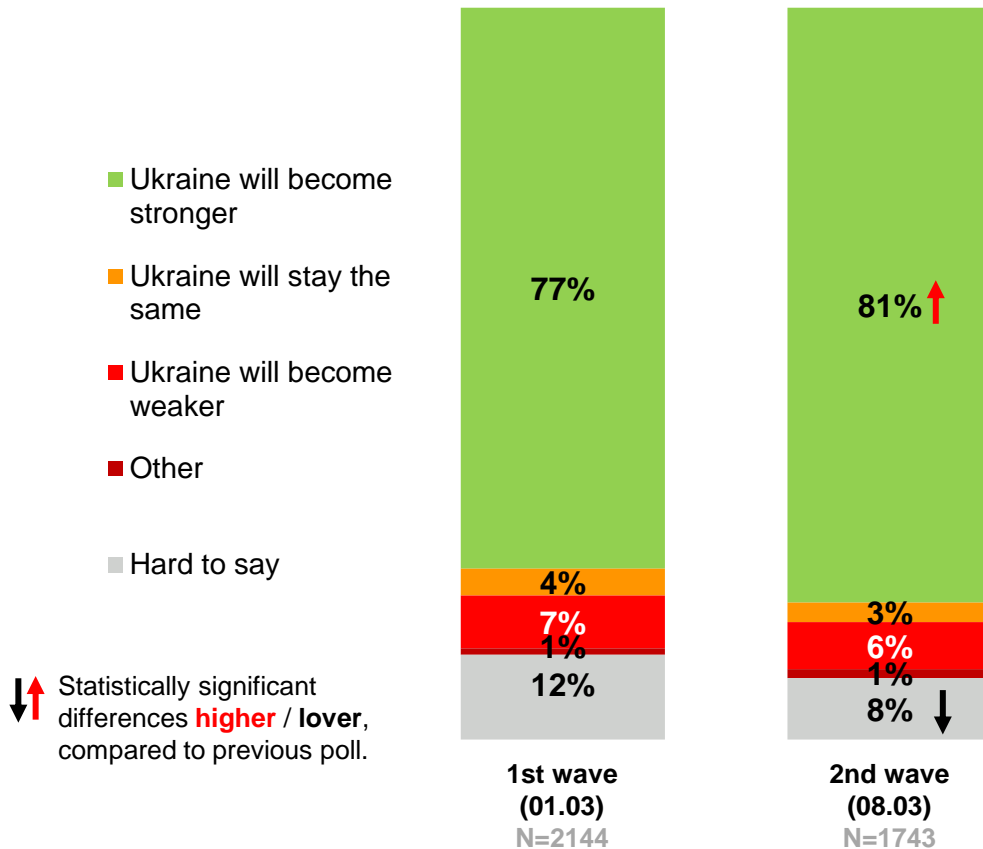


**PERCEPTION OF THE
SITUATION OF A
FULL-SCALE WAR WITH
RUSSIA**

CONSEQUENCES OF THE WAR

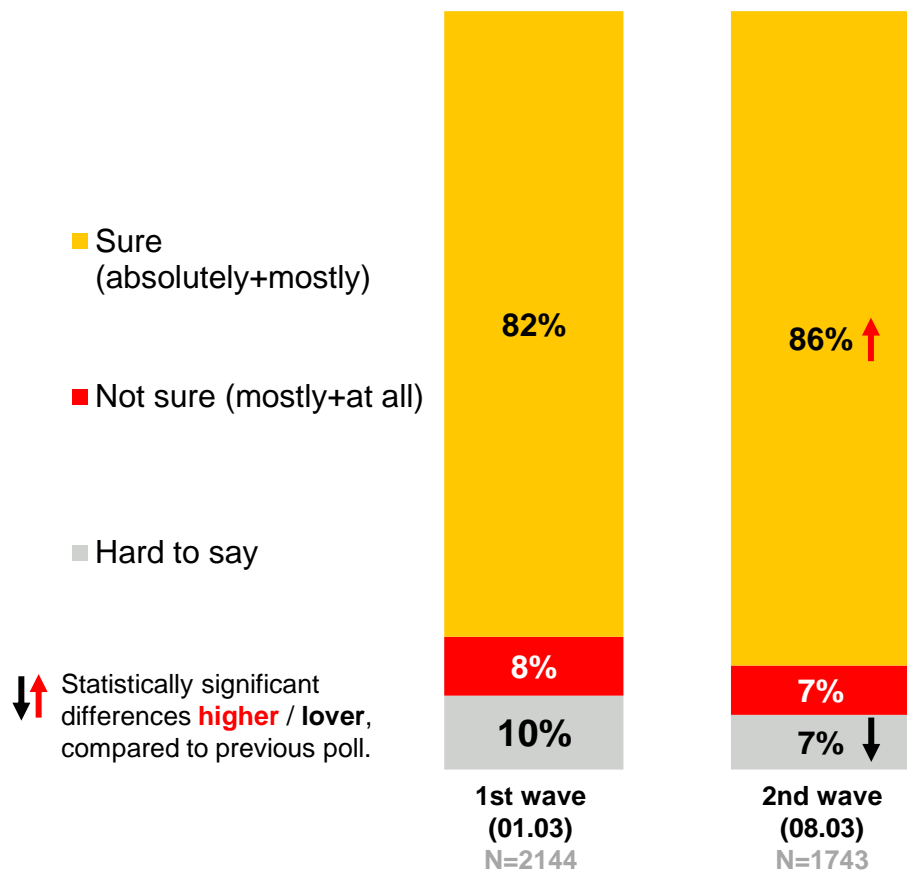
For Ukraine:

For Russia:

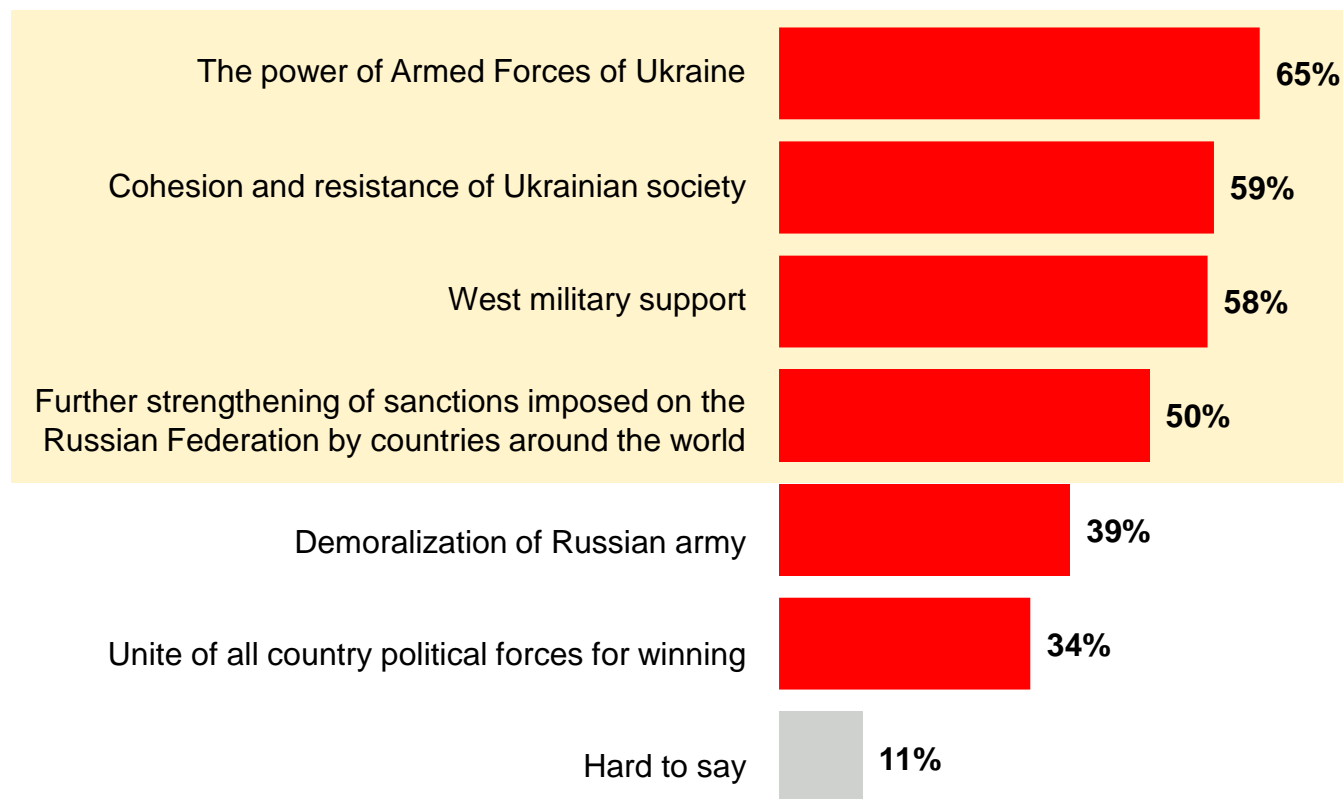


VICTORY OF UKRAINE

Confidence in Ukraine's ability to repel Russia's invasion:



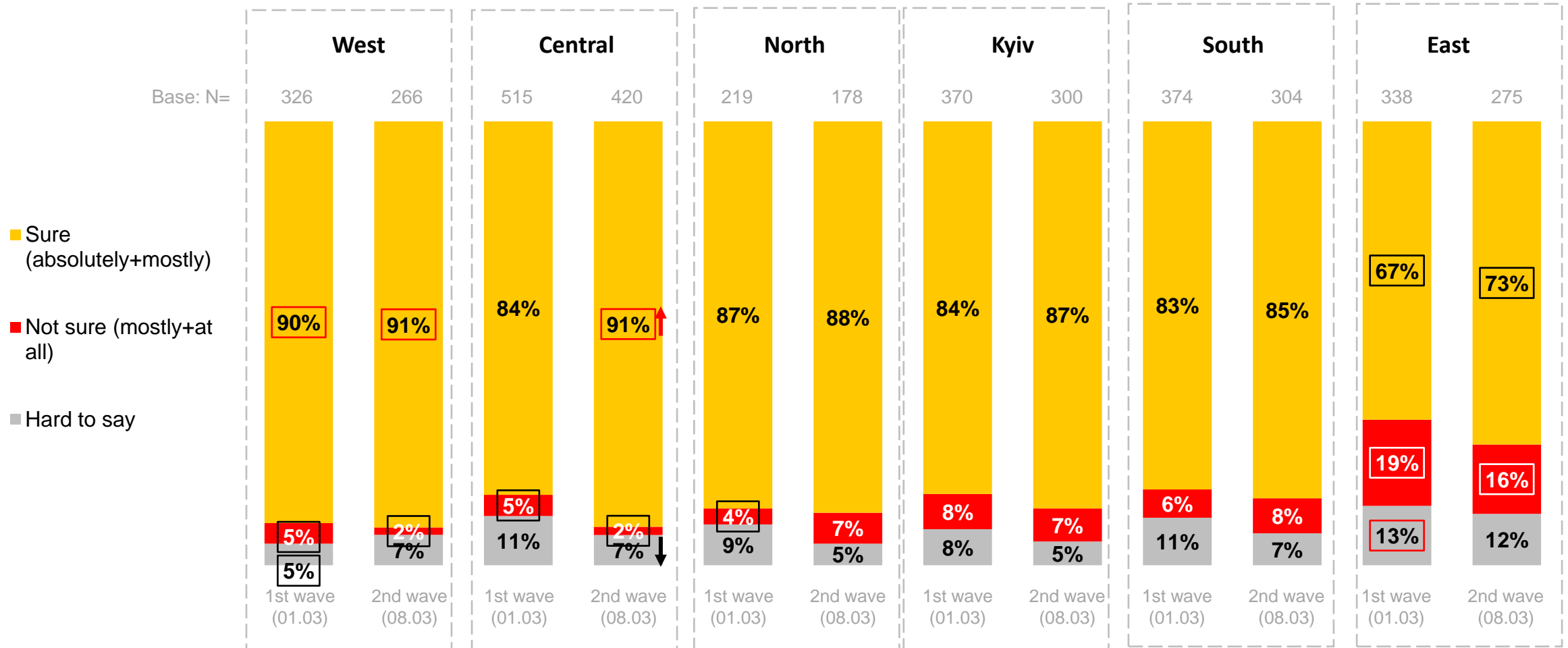
Guarantees of Ukraine's victory:



Base: all respondents, N = 1743

CONFIDENCE IN UKRAINE'S ABILITY TO REPEL RUSSIA'S INVASION:

by region



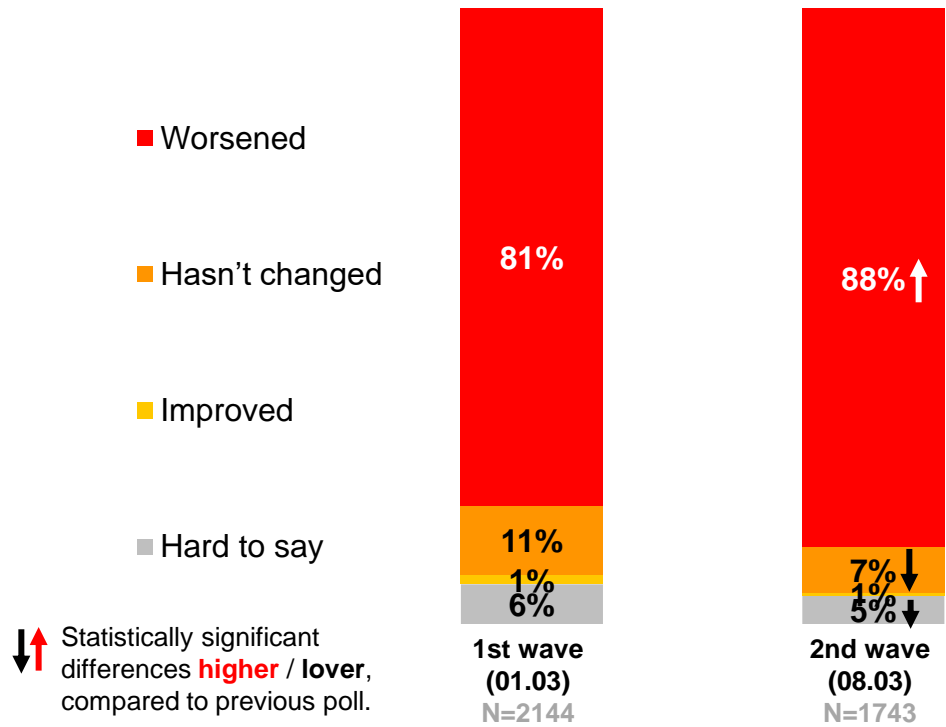
↑↓ Statistically significant differences **higher** / **lower**, compared to previous poll.

◻◻ Statistically significant differences **higher** / **lower** for the region, compared to indicator in total.

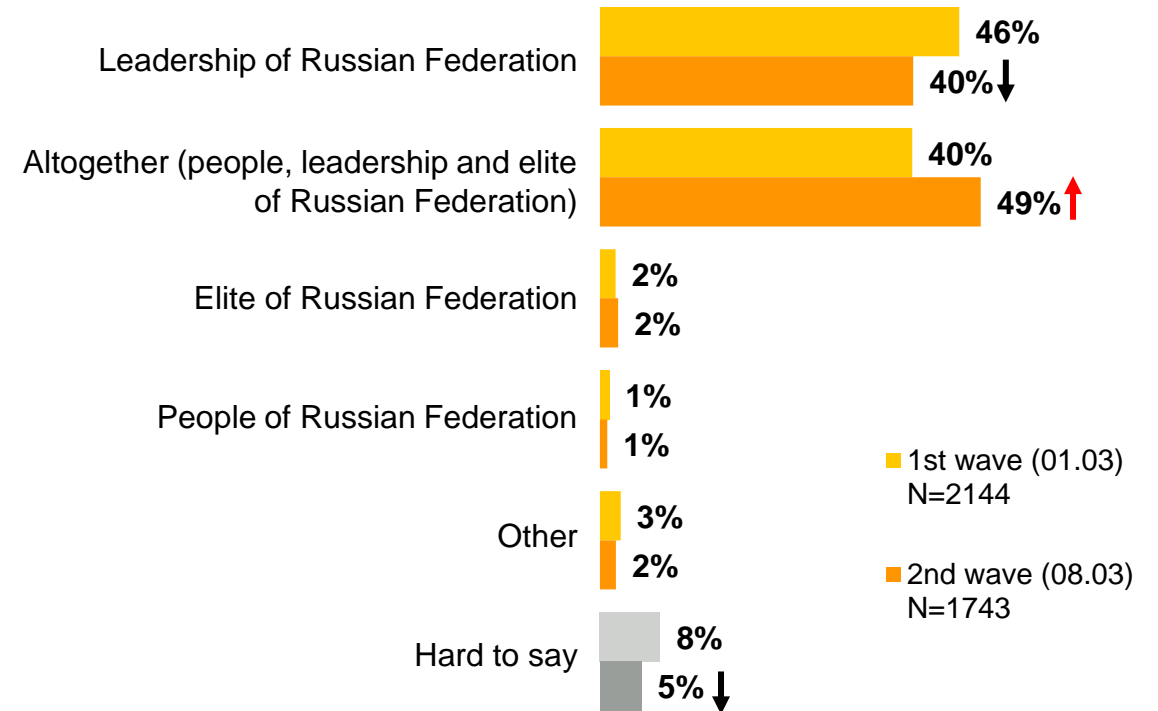
The survey has been conducted by the research company Gradus Research with the method of self-filling of the questionnaire in the mobile application. Online panel Gradus displays the population structure of cities with more than 50,000 inhabitants aged 18-60 by sex, age, size of the city and region. Field period: 1st wave - February 28, 2022 - March 1, 2022, 2nd wave - March 8, 2022. Sample size: 1st wave - 2144 respondents, 2nd wave - 1743 respondents

CHANGE IN ATTITUDE TOWARDS RUSSIAN FEDERATION AND GUILTY OF WAR

Change in attitude towards Russian Federation:



Guilty of war Russian Federation against Ukraine



The survey has been conducted by the research company Gradus Research with the method of self-filling of the questionnaire in the mobile application. Online panel Gradus displays the population structure of cities with more than 50,000 inhabitants aged 18-60 by sex, age, size of the city and region. Field period: 1st wave - February 28, 2022 - March 1, 2022, 2nd wave - March 8, 2022. Sample size: 1st wave - 2144 respondents, 2nd wave - 1743 respondents

THE BEST OUTCOME OF NEGOTIATIONS

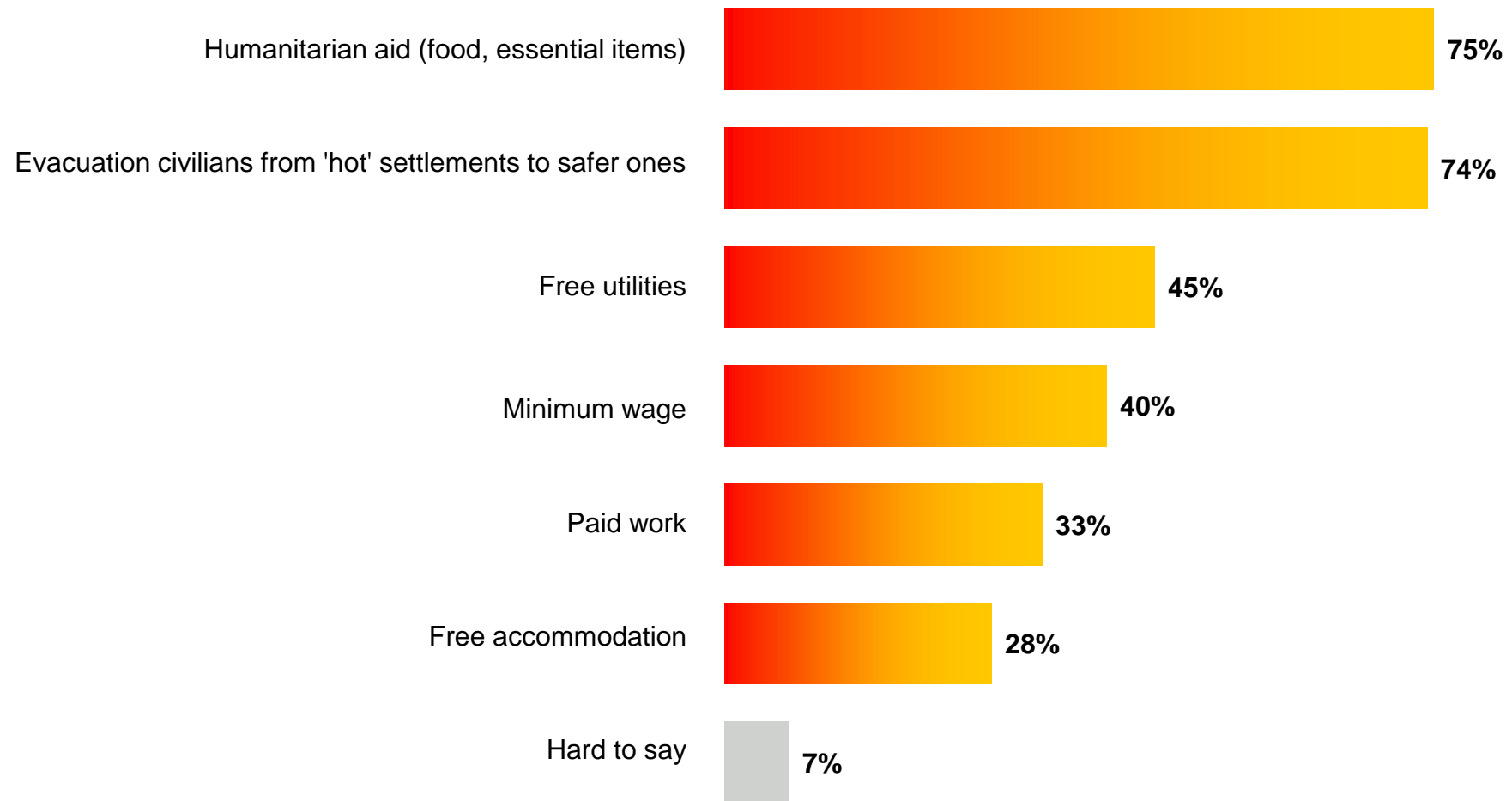


↓ ↑ Statistically significant differences **higher** / **lower**, compared to previous poll.

Base: respondents who know about the negotiations, N = 2040/1600

The survey has been conducted by the research company Gradus Research with the method of self-filling of the questionnaire in the mobile application. Online panel Gradus displays the population structure of cities with more than 50,000 inhabitants aged 18-60 by sex, age, size of the city and region. Field period: 1st wave - February 28, 2022 - March 1, 2022, 2nd wave - March 8, 2022. Sample size: 1st wave - 2144 respondents, 2nd wave - 1743 respondents

COUNTRY ASSISTANCE



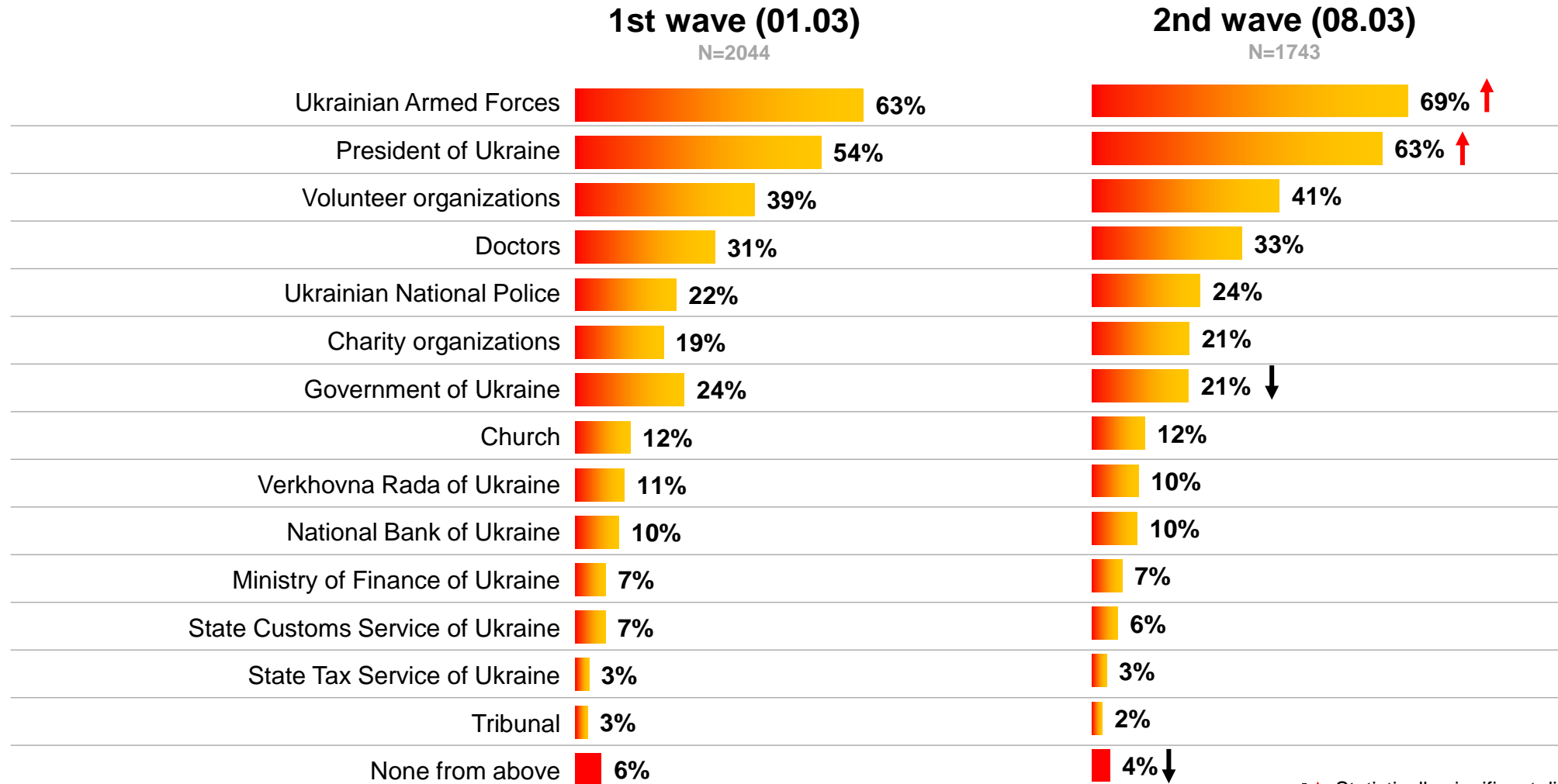
Base: all respondents, N=1743

The survey has been conducted by the research company Gradus Research with the method of self-filling of the questionnaire in the mobile application. Online panel Gradus displays the population structure of cities with more than 50,000 inhabitants aged 18-60 by sex, age, size of the city and region. Field period: March 8, 2022. Sample size: 1743 respondents



TRUST IN INSTITUTIONS / STATESMEN

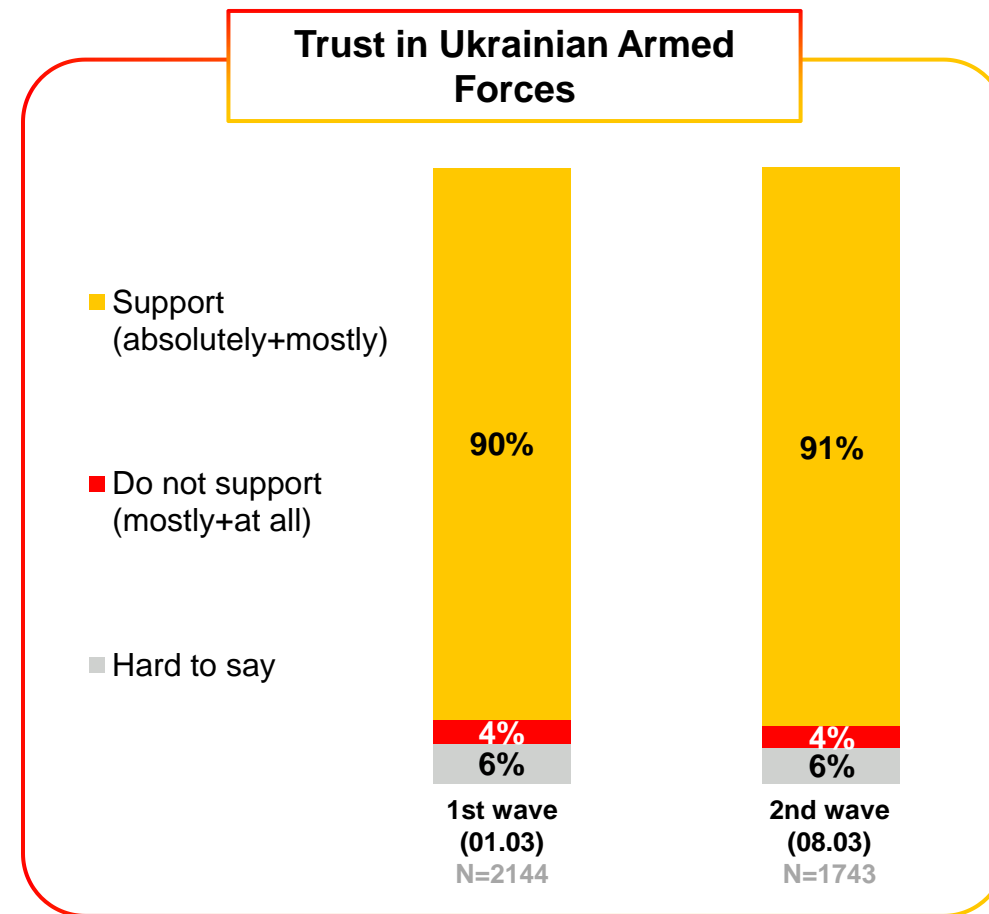
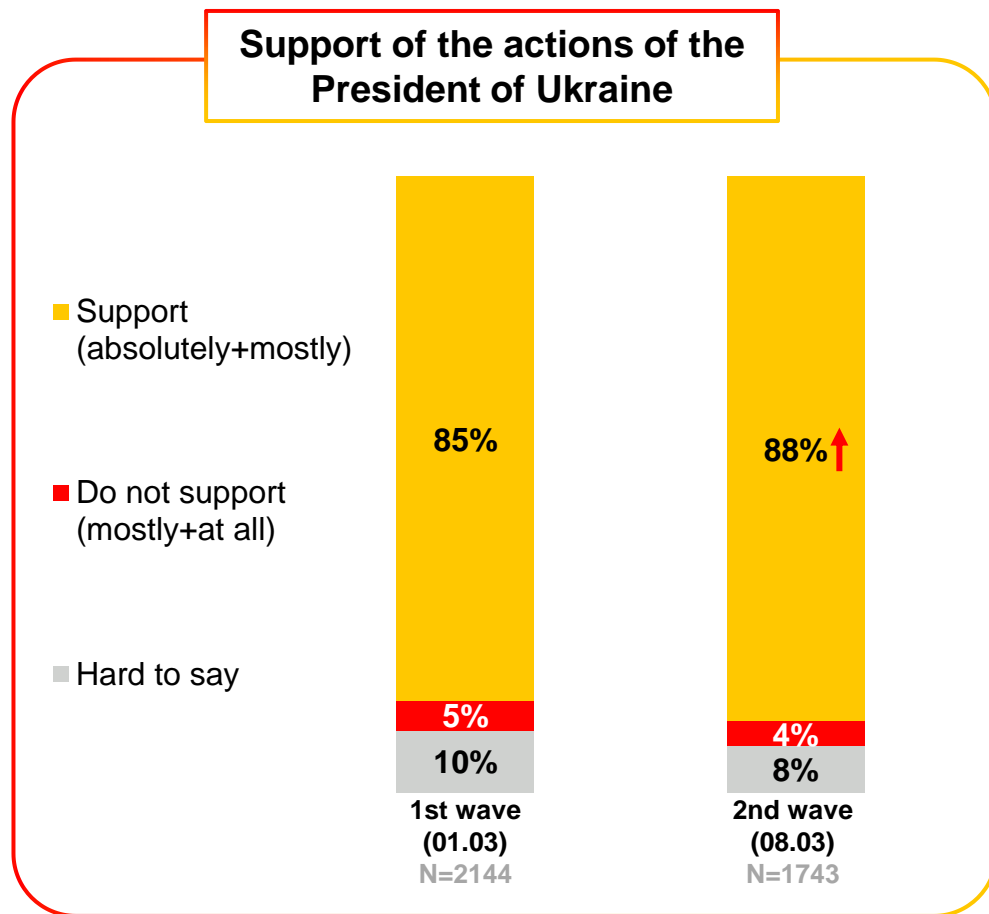
TRUST IN INSTITUTIONS



↑ ↓ Statistically significant differences **higher** / **lower**, compared to previous poll.

The survey has been conducted by the research company Gradus Research with the method of self-filling of the questionnaire in the mobile application. Online panel Gradus displays the population structure of cities with more than 50,000 inhabitants aged 18-60 by sex, age, size of the city and region. Field period: 1st wave - February 28, 2022 - March 1, 2022, 2nd wave - March 8, 2022. Sample size: 1st wave - 2144 respondents, 2nd wave - 1743 respondents

SUPPORT OF THE PRESIDENT AND TRUST IN UKRAINIAN ARMED FORCES



↑ Statistically significant differences higher / lower, compared to previous poll.


The survey has been conducted by the research company Gradus Research with the method of self-filling of the questionnaire in the mobile application. Online panel Gradus displays the population structure of cities with more than 50,000 inhabitants aged 18-60 by sex, age, size of the city and region. Field period: 1st wave - February 28, 2022 - March 1, 2022, 2nd wave - March 8, 2022. Sample size: 1st wave - 2144 respondents, 2nd wave - 1743 respondents



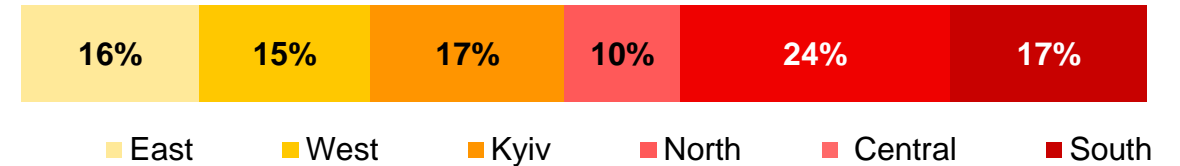
SAMPLE STRUCTURE

SAMPLE STRUCTURE

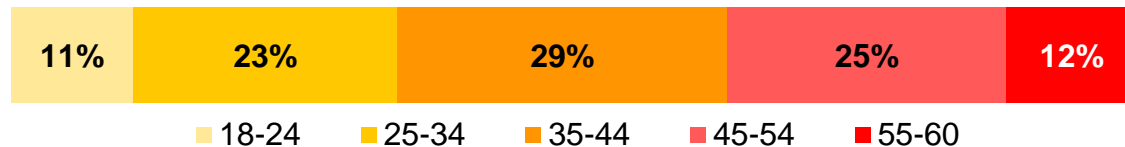
Sex



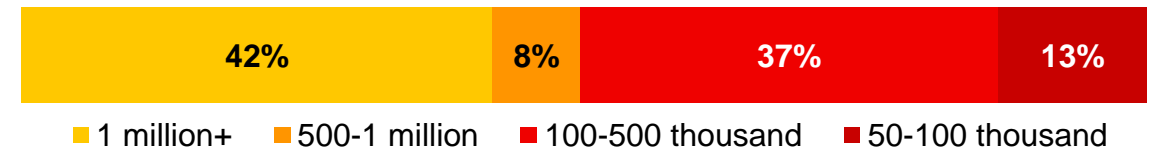
Region



Age



Size of settlement



Gradus

Research
Company

