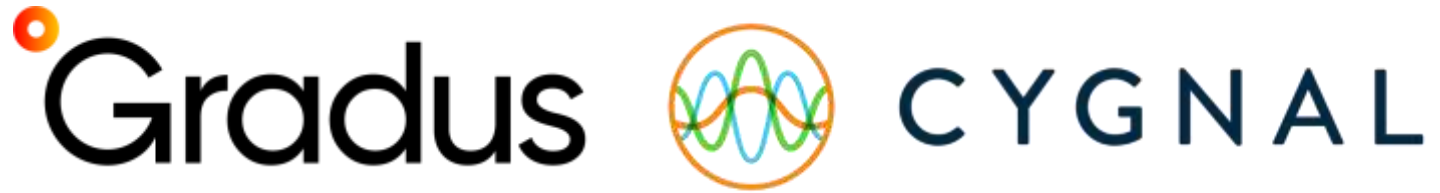




The attitudes, emotions, and actions of Ukrainians during the full-scale war between Russia and Ukraine

April 2022



Data collection method: a self-administered survey via the mobile application.



Target audience of the survey: Ukrainian men and women between the ages of 18 and 60, who are living in cities with a population of over 50,000.



Number of successful interviews: 1000.



Field period of the survey: April 1st, 2022 (11:50 - 19:30).

SUMMARY OF THE STUDY



LEVELS OF STRESS, ITS CAUSES, AND PERCEPTION OF THE FUTURE AMONG THE UKRAINIAN POPULATION

- ❑ The overall level of **perceived stress remains high** (>80%) after rising in the previous month due to Russia's full-scale invasion of Ukraine. The Ukraine-Russian war is the main stress factor for more than half of respondents who have felt stress in the last weeks. Loved ones' safety (80%), the risk of death during hostilities (53%), and the loss of source of income / work (48%) are the most stressful aspects of the Ukraine-Russian war. Among other general stress factors are financial difficulties – mentioned by 41% of the respondents.
- ❑ **Tension, wrath, and fear** are the **top 3 emotions** being reported by the respondents.
- ❑ Respondents feel **scared of the future because of indefinite duration of the war** in Ukraine (64%) and **fear for the lives of loved ones** (56%). At the same time **75% of the respondents consider an end to the war in Ukraine in the near future to be the most inspiring thing about it.**

CHALLENGES EXPERIENCED BY UKRAINIANS DURING THE WAR

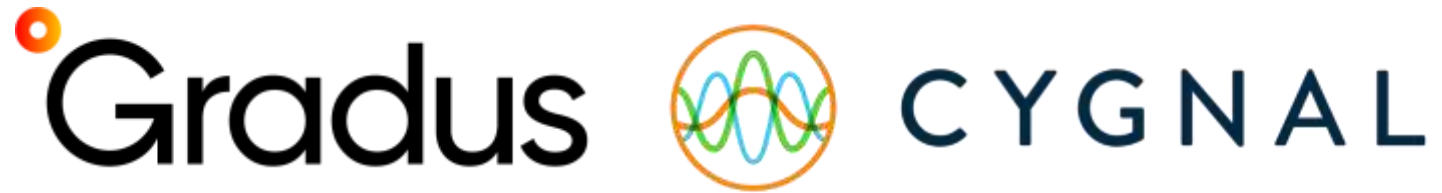
- ❑ **Ukrainian-Russian War has made life difficult for almost all respondents** in different ways:
 - The most problematic areas of Ukrainians' lives since the beginning of the full-scale war between Russia and Ukraine are safety, finance and work/career.
 - The most prevalent needs are related to financial resources (52%) and access to work (36%).

UKRAINIANS' ACTIONS DURING THE WAR

- ❑ Russian invasion has affected the lives of at least 90% of Ukrainian citizens. **24% of Ukrainians were forced to leave their homes due to safety reasons.**
- ❑ **Mainly, relocation took place within Ukraine** – half of the relocated people moved to another region, while 22% relocated within their home region.
- ❑ The majority of those who **moved abroad** (22% of the relocated people) **intend to come back** to Ukraine as soon as possible (76%).
- ❑ 71% of those who stayed home do not intend to leave their permanent residence. 20% will leave only if the situation in their locality is aggravated.
- ❑ About a quarter (27%) of those who relocated are planning to apply for refugee status / register as an internally displaced person; 9% have already done so. Internally displaced people are more likely to make such plans, as well as to have already gone through with them.

FOREIGN POLICY OF UKRAINE

- ❑ According to respondents, **Ukraine needs military and financial assistance from other countries.** Provision of offensive and protective weapons are considered to be the most important needs.
- ❑ **78%** of the respondents think believe that **Ukraine should become a member of the European Union**, only 49% want to be a member of NATO.
- ❑ The term “non-aligned state” is not widely understood and is generally a controversial subject among the respondents.



**LEVELS OF STRESS, ITS
CAUSES, AND PERCEPTION
OF THE FUTURE AMONG
UKRAINIANS***

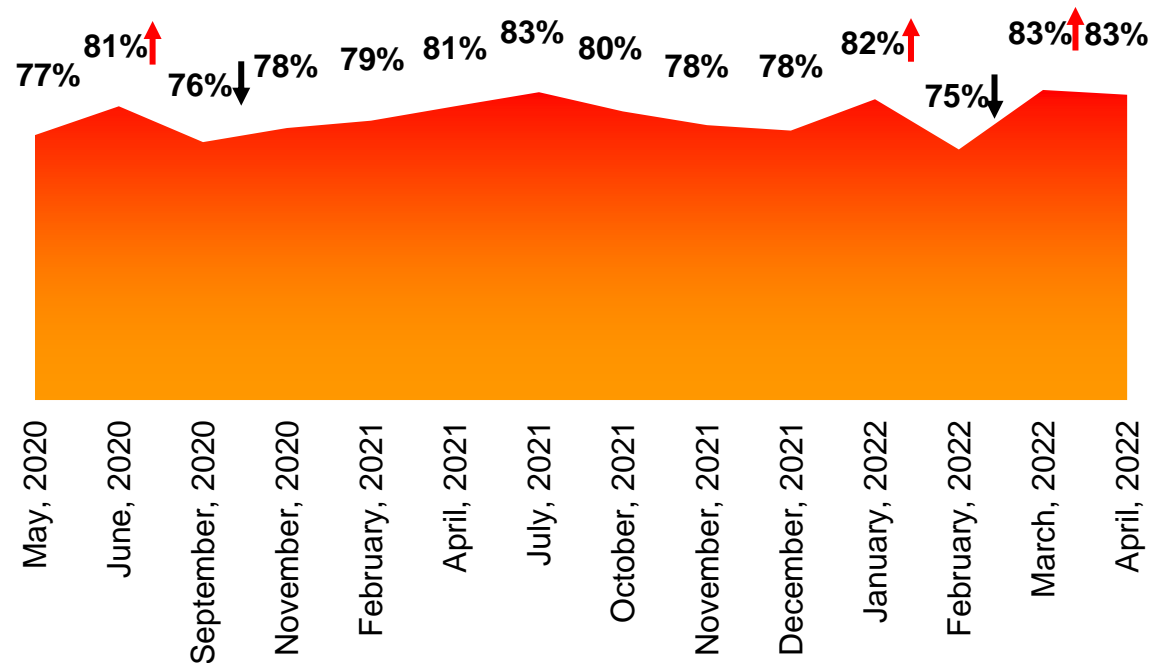
**Ukrainians - residents of cities with population 50 thousand and more, aged 18-60 years, who use smartphones*

GENERAL LEVEL OF PERCEIVED STRESS

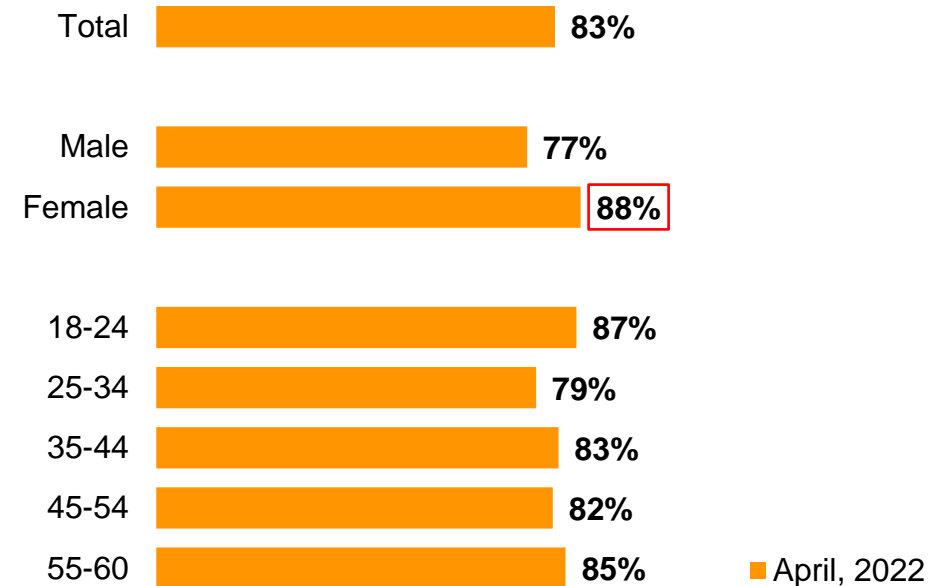
The **Perceived Stress Scale - 10 (PSS - 10)** is a 10-item questionnaire widely used to assess subjective stress levels. It evaluates the degree to which an individual has lately perceived their life as unpredictable and uncontrollable.

The **overall level** of perceived stress remains high after rising in the previous month due to Russia's full-scale invasion of Ukraine. Women are in general more stressed, compared to men. Young people (18-24) and older adults (55-60) are more stressed than those who belong to other age groups, but the differences aren't statistically significant.

General level of perceived stress



General level of perceived stress, by gender and age



↑ ↓ Statistically significant differences **higher** / **lower**, compared to the previous period

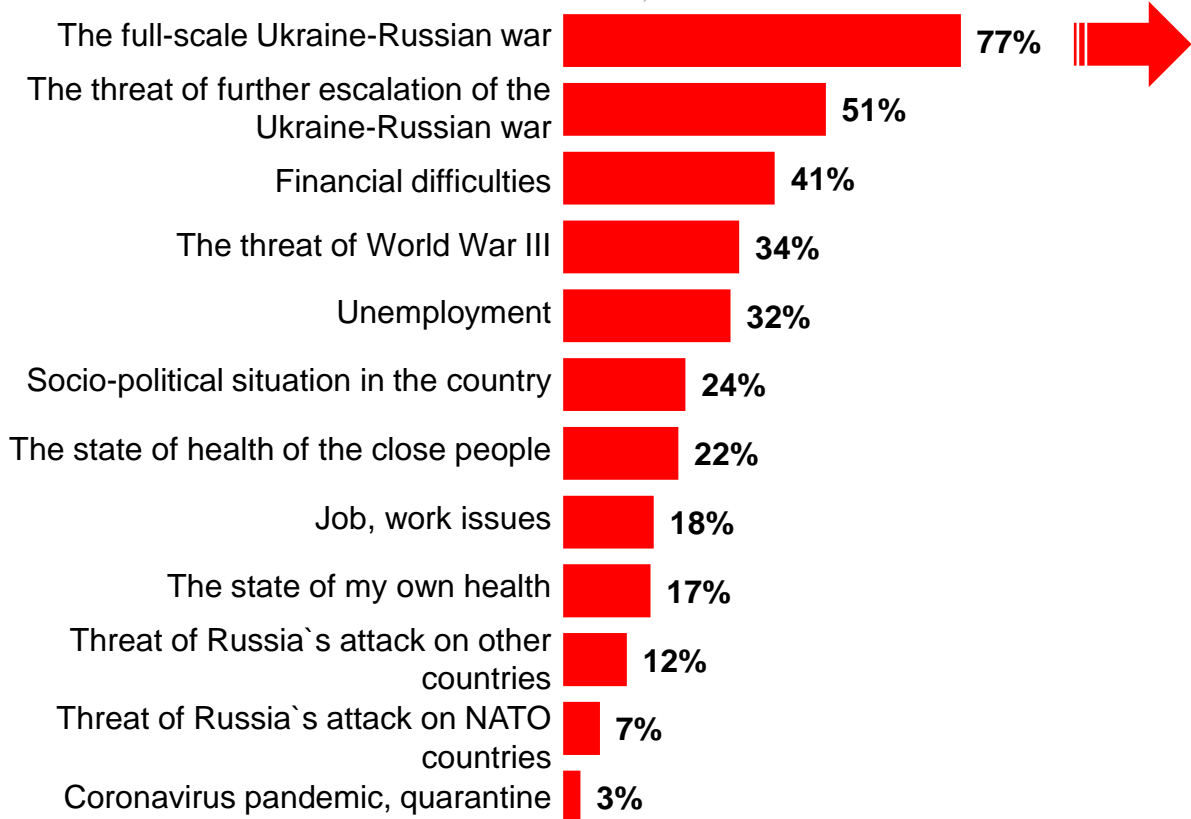
□ □ Statistically significant differences **higher** / **lower** for the group, compared to the sample as a whole; female compared to male.

CAUSES OF NERVOUSNESS AND STRESS

The full-scale Ukraine-Russian war as well as the threat of its further escalation are the main reasons of nervousness or stress for 77% and 51% respondents respectively. The loved ones' safety (80%), the risk of death during hostilities (53%), and the loss of source of income / work (48%) are the aspects of Russia's full-scale invasion of Ukraine that have caused the most stress.

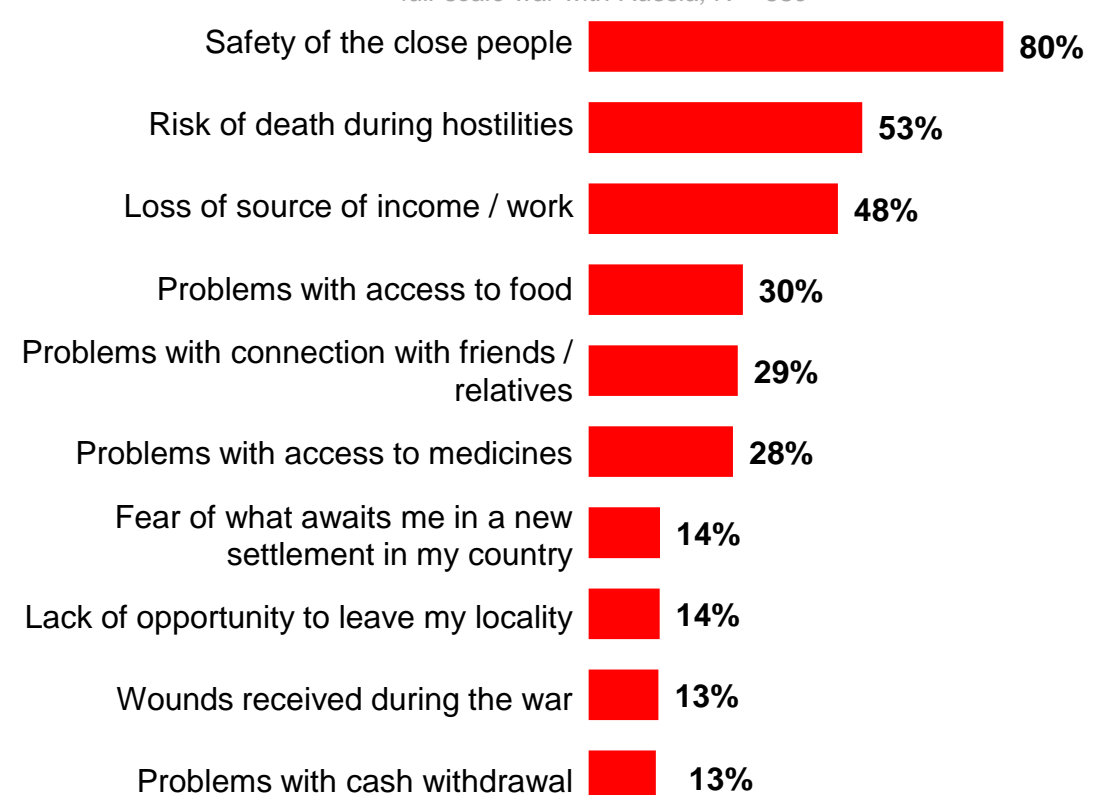
General causes of nervousness or stress

Base: respondents who have experienced stress or nervousness over the last few weeks, N = 825



The most common aspects of the full-scale invasion that have caused nervousness or stress

Base: respondents who has been nervous because of the full-scale war with Russia, N = 630



GENERAL CAUSES OF NERVOUSNESS OR STRESS

by gender and age



	All respondents	Male	Female	18-24	25-34	35-44	45-54	55-60
Base: N=	825	361	465	90	189	241	186	120
The full-scale Ukraine-Russian war	77%	71%	81%	65%	81%	70%	82%	85%
The threat of further escalation of the Ukraine-Russian war	51%	55%	48%	52%	44%	49%	47%	69%
Financial difficulties	41%	37%	44%	44%	41%	44%	38%	36%
The threat of World War III	34%	32%	36%	35%	39%	31%	31%	36%
Unemployment	32%	31%	33%	36%	38%	33%	27%	27%
Socio-political situation in the country	24%	21%	26%	36%	25%	22%	19%	24%
The state of health of the close people	22%	21%	23%	22%	22%	24%	17%	27%
Job, work issues	18%	19%	16%	19%	18%	21%	15%	12%
The state of my own health	17%	15%	18%	12%	14%	17%	12%	31%
Threat of Russia`s attack on other countries	12%	12%	12%	16%	11%	14%	10%	12%
Threat of Russia`s attack on NATO countries	7%	6%	8%	8%	9%	7%	4%	7%
Coronavirus pandemic, quarantine	3%	4%	2%	6%	3%	3%	2%	4%

Base: respondents who have experienced stress or nervousness over the last few weeks
 What were the reasons of your nervousness or stress over the last few weeks?

Statistically significant differences **higher** / **lower** for the group, compared to the sample as a whole; female compared to male.

GENERAL CAUSES OF NERVOUSNESS OR STRESS

by region



	All respondents	East	West	Kyiv	North	Central	South
	Base: N= 825	133	109	145	95	194	149
The full-scale Ukraine-Russian war	77%	78%	73%	76%	78%	81%	73%
The threat of further escalation of the Ukraine-Russian war	51%	50%	47%	54%	43%	54%	51%
Financial difficulties	41%	46%	41%	38%	39%	37%	46%
The threat of World War III	34%	36%	35%	38%	20%	32%	39%
Unemployment	32%	35%	27%	32%	33%	27%	41%
Socio-political situation in the country	24%	26%	25%	29%	15%	19%	27%
The state of health of the close people	22%	32%	21%	23%	15%	19%	23%
Job, work issues	18%	18%	13%	19%	9%	16%	26%
The state of my own health	17%	20%	15%	19%	12%	14%	20%
Threat of Russia`s attack on other countries	12%	9%	12%	16%	13%	12%	13%
Threat of Russia`s attack on NATO countries	7%	4%	9%	10%	9%	4%	8%
Coronavirus pandemic, quarantine	3%		4%	5%	4%	3%	5%

Base: respondents who have experienced stress or nervousness over the last few weeks
 What were the reasons of your nervousness or stress over the last few weeks?



Statistically significant differences **higher** / **lower** for the group, compared to the sample as a whole.

THE MOST COMMON ASPECTS OF THE FULL-SCALE INVASION THAT HAVE CAUSED NERVOUSNESS OR STRESS

by gender and age



	All respondents Base: N= 630	Male 255	Female 376	18-24 57	25-34 153	35-44 167	45-54 152	55-60 102
Safety of the close people	80%	80%	80%	74%	80%	79%	81%	83%
Risk of death during hostilities	53%	45%	58%	53%	54%	64%	42%	50%
Loss of source of income / work	48%	50%	47%	43%	53%	49%	42%	52%
Problems with access to food	30%	29%	30%	40%	29%	28%	25%	34%
Problems with connection with friends / relatives	29%	27%	30%	32%	33%	25%	26%	32%
Problems with access to medicines	28%	28%	28%	18%	20%	28%	25%	48%
Fear of what awaits in a new settlement in country	14%	10%	16%	11%	18%	18%	11%	7%
Lack of opportunity to leave their locality	14%	15%	13%	17%	13%	14%	12%	15%
Wounds received during the war	13%	17%	11%	23%	6%	9%	13%	27%
Problems with cash withdrawal	13%	13%	13%	15%	14%	12%	12%	13%


Statistically significant differences **higher** / **lower** for the group, compared to the sample as a whole; female compared to male.

THE MOST COMMON ASPECTS OF THE FULL-SCALE INVASION THAT HAVE CAUSED NERVOUSNESS OR STRESS

by region

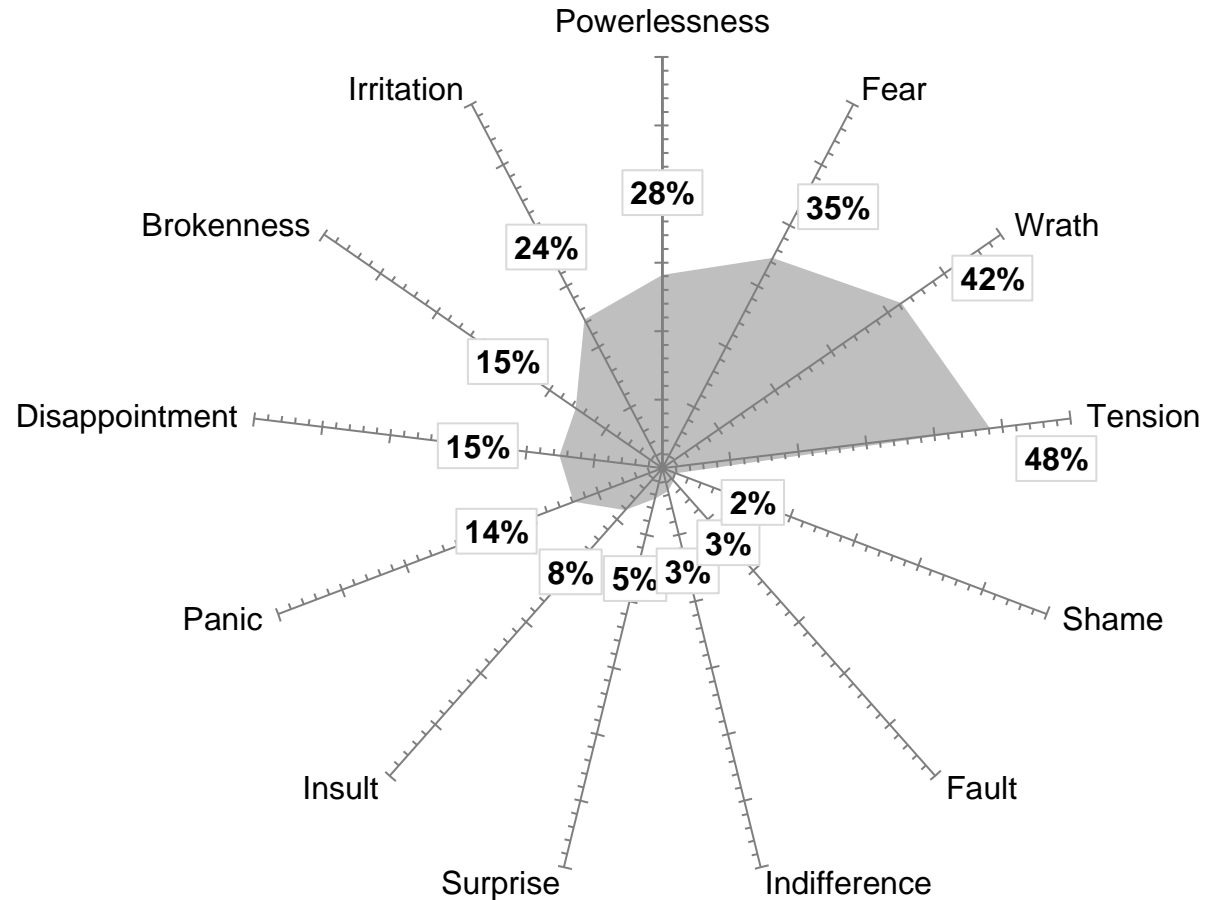


	All respondents	East	West	Kyiv	North	Central	South
	Base: N= 630	103	80	110	74	158	106
Safety of the close people	80%	85%	78%	81%	87%	71%	84%
Risk of death during hostilities	53%	62%	43%	53%	66%	49%	48%
Loss of source of income / work	48%	57%	36%	50%	57%	38%	55%
Problems with access to food	30%	41%	23%	23%	22%	27%	40%
Problems with connection with friends / relatives	29%	44%	24%	29%	35%	20%	26%
Problems with access to medicines	28%	35%	21%	26%	38%	23%	28%
Fear of what awaits in a new settlement in country	14%	29%	6%	17%	13%	10%	8%
Lack of opportunity to leave their locality	14%	21%	9%	11%	16%	7%	22%
Wounds received during the war	13%	16%	6%	10%	15%	16%	16%
Problems with cash withdrawal	13%	22%	7%	10%	15%	4%	24%

 Statistically significant differences **higher** / **lower** for the group, compared to the sample as a whole

EMOTIONAL PERCEPTION OF CURRENT LIFE

Tension (48%), wrath (42%), and fear (35%) are the key emotions being reported by the respondents.



EMOTIONAL PERCEPTION OF CURRENT LIFE

by gender and age



Women have been experiencing fear, powerlessness, and panic more, compared to men. Young (18-24) people feel panic and surprise more frequently than other age groups, while middle-aged (35-44) people experience brokenness, and older people (55-60) – tension and wrath.

	All respondents	Male	Female	18-24	25-34	35-44	45-54	55-60
	Base: N= 1000	480	520	108	235	292	228	136
Tension	48%	50%	47%	32%	50%	47%	49%	58%
Wrath	42%	42%	43%	33%	40%	36%	50%	54%
Fear	35%	19%	49%	31%	30%	41%	31%	39%
Powerlessness	28%	22%	34%	26%	28%	29%	26%	32%
Irritation	24%	25%	24%	17%	28%	22%	30%	20%
Brokenness	15%	14%	16%	18%	16%	21%	10%	8%
Disappointment	15%	16%	14%	19%	15%	13%	12%	21%
Panic	14%	9%	19%	25%	14%	17%	8%	9%
Insult	8%	7%	9%	10%	8%	8%	5%	13%
Surprise	5%	8%	2%	11%	5%	5%	2%	3%
Indifference	3%	5%	2%	9%	7%	2%	1%	
Fault	3%	3%	2%	4%	3%	1%	2%	3%
Shame	2%	3%	1%	6%	5%	0.4%	0.3%	1%

Base: all respondents

What emotions have been prevalent in your mood lately?



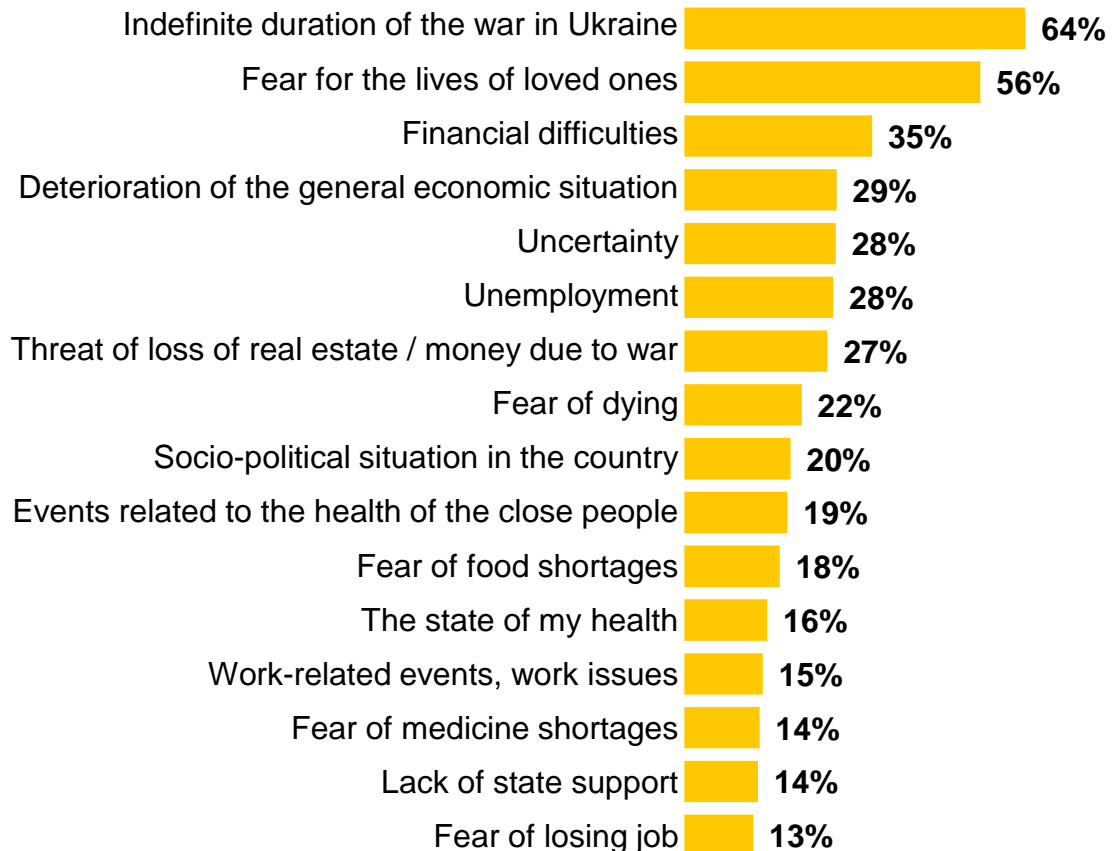
Statistically significant differences **higher** / **lower** for the group, compared to the sample as a whole; female compared to male.

FUTURE: WHAT SCARES AND INSPIRES UKRAINIANS

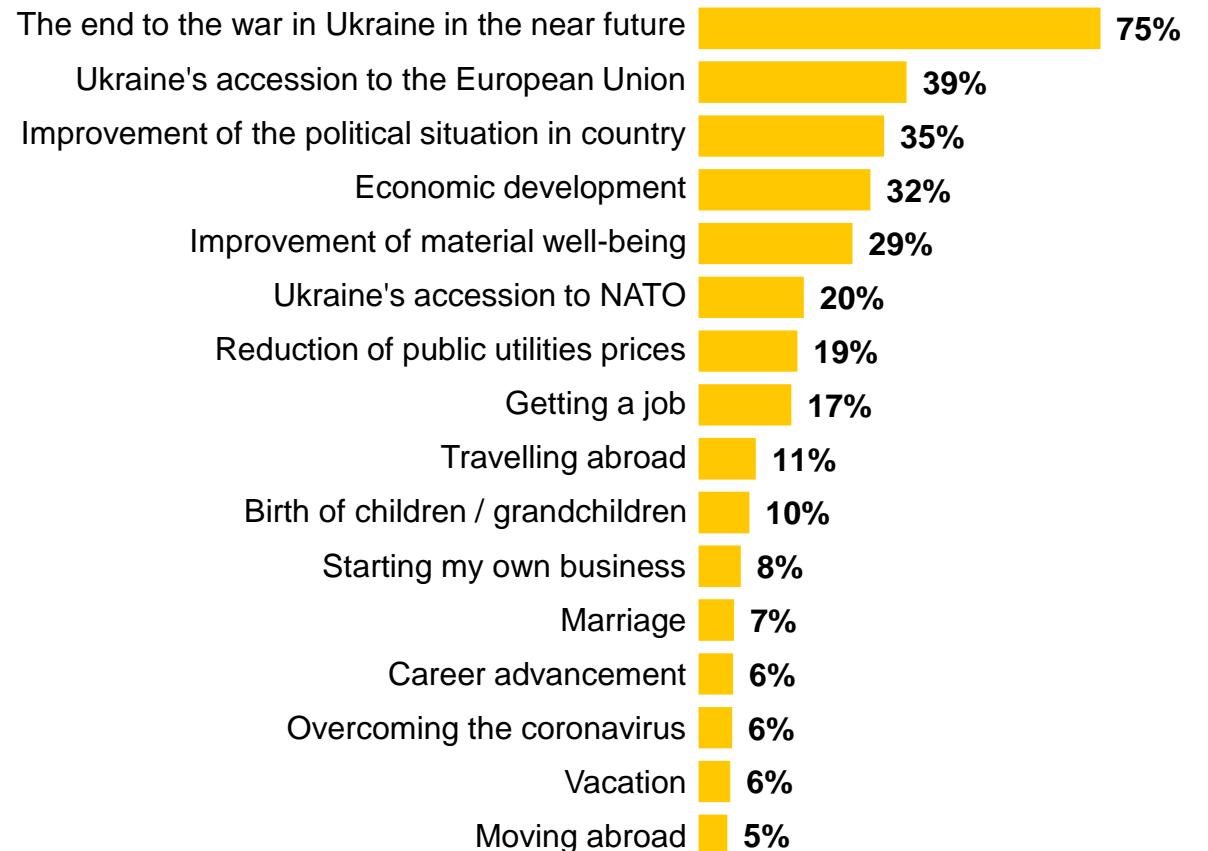


Indefinite duration of the war in Ukraine (64%) as well as the fear for the lives of loved ones (56%) are the scariest things about the future for more than half of the respondents. Meanwhile, an end to the war in Ukraine in the near future is mentioned by 75% of the respondents as the most inspiring thing about it.

TOP 16 Things about the future that scare Ukrainians the most



TOP 16 Things about the future that inspire Ukrainians the most



Base: all respondents, N=1000 *Ukrainians - residents of cities with population 50 thousand and more, aged 18-60 years, who use smartphones

Thinking about the future, what scares you the most? These can be any events or circumstances that you look forward to with fear.

When you think about the future, what inspires you the most? These can be any events or circumstances that you look forward to with hope and joy.


THE SCARIEST THINGS ABOUT THE FUTURE: TOP 16

by gender and age



Indefinite duration of the war in Ukraine and fear for the lives of loved ones are the scariest things about the future for all groups (however women and older adults (55-60) feel more scared of these things compared to other groups). Half of the older adults (55-60) also mention being scared of deterioration of the general economic situation in country and the loss of real estate / money due to the war.

	All respondents	Male	Female	18-24	25-34	35-44	45-54	55-60
	Base: N= 1000	480	520	108	235	292	228	136
Indefinite duration of the war in Ukraine	64%	58%	70%	51%	62%	59%	68%	82%
Fear for the lives of loved ones	56%	48%	63%	43%	52%	56%	59%	65%
Financial difficulties	35%	33%	38%	24%	36%	39%	33%	37%
Deterioration of the general economic situation in country	29%	28%	29%	25%	30%	24%	23%	48%
Uncertainty	28%	25%	32%	15%	26%	29%	33%	36%
Unemployment	28%	29%	27%	24%	29%	29%	27%	29%
Threat of loss of real estate / money due to war	27%	23%	30%	16%	22%	23%	28%	50%
Fear of dying	22%	16%	28%	28%	23%	23%	17%	21%
Socio-political situation in the country	20%	19%	21%	19%	19%	17%	19%	30%
Events related to the health of the close people	19%	19%	19%	22%	18%	17%	17%	29%
Fear of food shortages	18%	14%	21%	25%	14%	17%	12%	31%
The state of my health	16%	13%	18%	22%	10%	15%	11%	29%
Work-related events, work issues	15%	15%	14%	12%	13%	18%	16%	11%
Fear of medicine shortages	14%	11%	17%	13%	9%	12%	13%	29%
Lack of state support	14%	16%	12%	12%	15%	13%	13%	17%
Fear of losing job	13%	12%	14%	7%	13%	12%	15%	17%


 Statistically significant differences **higher** / **lower** for the group, compared to the sample as a whole; female compared to male.

Thinking about the future, what scares you the most? These can be any events or circumstances that you look forward to with fear.

THE SCARIEST THINGS ABOUT THE FUTURE: TOP 16

by region

	All respondents	East	West	Kyiv	North	Central	South
	Base: N= 1000	157	153	172	102	241	175
Indefinite duration of the war in Ukraine	64%	67%	63%	62%	71%	63%	61%
Fear for the lives of loved ones	56%	60%	48%	59%	52%	56%	57%
Financial difficulties	35%	43%	29%	38%	33%	30%	40%
Deterioration of the general economic situation in country	29%	24%	26%	38%	21%	28%	31%
Uncertainty	28%	38%	19%	35%	20%	22%	35%
Unemployment	28%	33%	21%	26%	24%	26%	37%
Threat of loss of real estate / money due to war	27%	34%	21%	32%	27%	23%	26%
Fear of dying	22%	20%	24%	23%	28%	22%	16%
Socio-political situation in the country	20%	24%	18%	25%	11%	21%	16%
Events related to the health of the close people	19%	19%	15%	20%	19%	22%	20%
Fear of food shortages	18%	16%	14%	15%	15%	18%	26%
The state of my health	16%	17%	16%	16%	13%	17%	14%
Work-related events, work issues	15%	15%	12%	21%	8%	15%	15%
Fear of medicine shortages	14%	17%	9%	14%	18%	10%	20%
Lack of state support	14%	14%	12%	14%	6%	11%	23%
Fear of losing job	13%	12%	11%	14%	15%	12%	15%

 Statistically significant differences **higher** / **lower** for the group, compared to the sample as a whole

Thinking about the future, what scares you the most? These can be any events or circumstances that you look forward to with fear.

THE MOST INSPIRING THINGS ABOUT THE FUTURE: TOP 16

by gender and age



	All respondents	Male	Female	18-24	25-34	35-44	45-54	55-60
	Base: N= 1000	480	520	108	235	292	228	136
The end to the war in Ukraine in the near future	75%	72%	79%	69%	73%	68%	82%	90%
Ukraine's accession to the European Union	39%	40%	38%	36%	36%	36%	43%	47%
Improvement of the political situation in country	35%	32%	37%	36%	32%	29%	38%	46%
Economic development	32%	33%	31%	26%	26%	32%	33%	47%
Improvement of material well-being	29%	26%	31%	14%	25%	31%	36%	32%
Ukraine's accession to NATO	20%	22%	17%	23%	13%	21%	21%	24%
Reduction of public utilities prices	19%	18%	19%	26%	11%	14%	19%	34%
Getting a job	17%	18%	17%	23%	21%	17%	14%	14%
Travelling abroad	11%	12%	10%	19%	14%	8%	8%	9%
Birth of children / grandchildren	10%	9%	10%	10%	9%	9%	9%	14%
Starting my own business	8%	11%	5%	13%	14%	6%	4%	4%
Marriage	7%	7%	7%	14%	8%	6%	5%	2%
Career advancement	6%	9%	4%	16%	11%	4%	3%	2%
Overcoming the coronavirus	6%	8%	5%	14%	4%	6%	3%	12%
Vacation	6%	6%	6%	11%	9%	4%	3%	4%
Moving abroad	5%	7%	4%	11%	6%	5%	4%	3%


Statistically significant differences **higher** / **lower** for the group, compared to the sample as a whole; female compared to male.

Also, for 18-24 is significantly more relevant:
Getting an education (13% vs 4% in general)
Making big purchases (7% vs 3% in general)

THE MOST INSPIRING THINGS ABOUT THE FUTURE: TOP 16

by region

	All respondents Base: N= 1000	East 157	West 153	Kyiv 172	North 102	Central 241	South 175
The end to the war in Ukraine in the near future	75%	73%	70%	78%	66%	79%	79%
Ukraine's accession to the European Union	39%	23%	46%	50%	39%	39%	36%
Improvement of the political situation in country	35%	28%	36%	43%	26%	37%	34%
Economic development	32%	24%	31%	42%	26%	36%	29%
Improvement of material well-being	29%	25%	26%	29%	17%	35%	32%
Ukraine's accession to NATO	20%	10%	25%	25%	17%	22%	17%
Reduction of public utilities prices	19%	11%	15%	18%	16%	23%	25%
Getting a job	17%	20%	13%	19%	16%	14%	23%
Travelling abroad	11%	5%	10%	13%	8%	14%	12%
Birth of children / grandchildren	10%	12%	5%	9%	13%	8%	12%
Starting my own business	8%	8%	8%	8%	5%	9%	8%
Marriage	7%	8%	3%	7%	9%	8%	6%
Career advancement	6%	5%	5%	12%	3%	7%	5%
Overcoming the coronavirus	6%	3%	7%	9%	3%	7%	8%
Vacation	6%	4%	8%	8%	5%	6%	5%
Moving abroad	5%	7%	1%	3%	5%	5%	10%

 Statistically significant differences **higher** / **lower** for the group, compared to the sample as a whole

When you think about the future, what inspires you the most? These can be any events or circumstances that you look forward to with hope and joy.

EMOTIONAL PERCEPTION MAP

DESCRIPTION

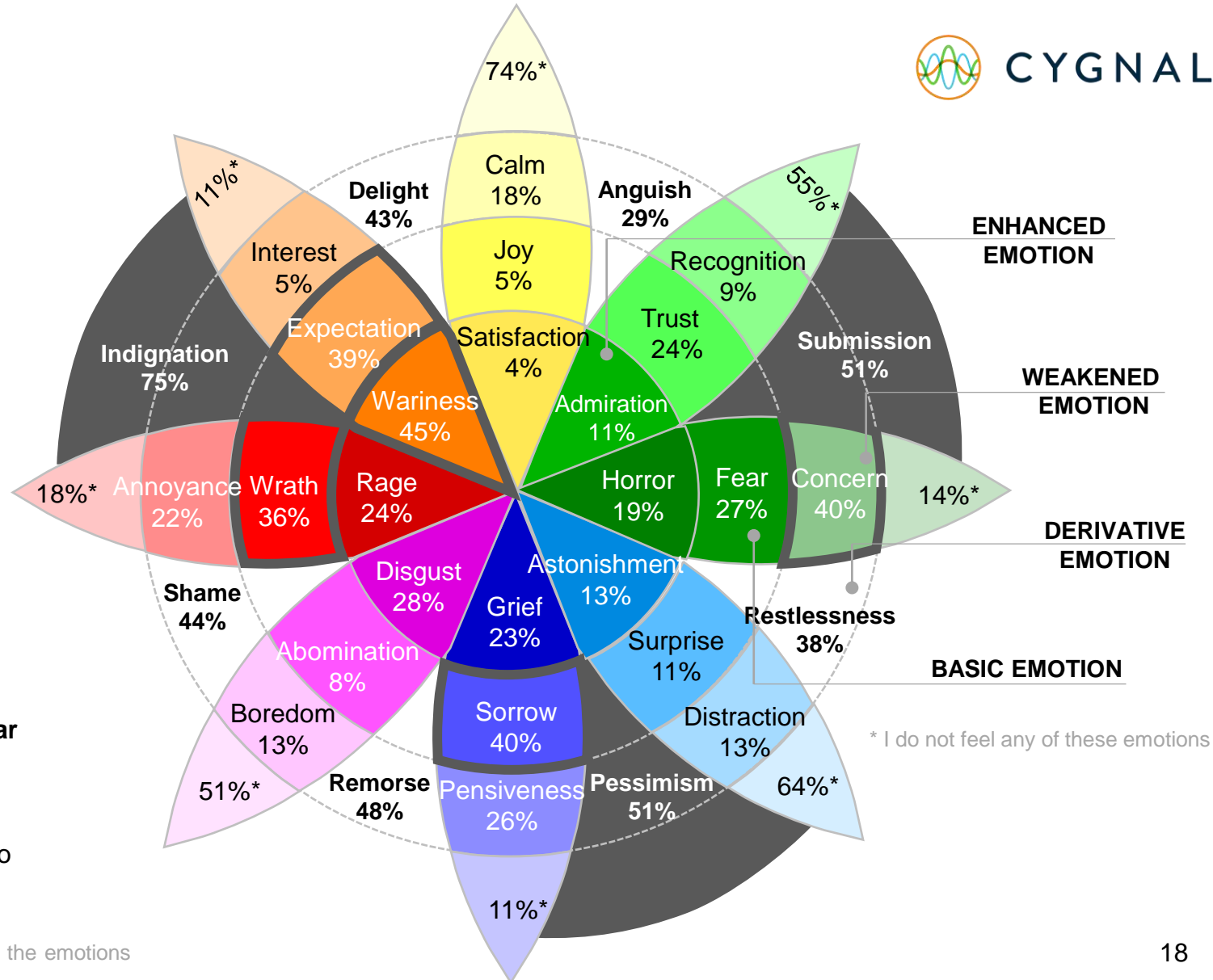
The methodological approach is based on the theoretical assumption that all complex feelings are formed on the basis of basic emotions that help us navigate different life situations.

There are eight basic emotions:

- Our loved ones fill us with **joy**.
- Our friends, those whom we consider "ours", evoke feelings of **trust**.
- Those we perceive as enemies provoke **wrath**.
- In situations that are new to us, we are filled with **expectations**.
- If something develops unexpectedly, there is a sense of **surprise**.
- If we assess the situation as threatening, the feeling of **fear** signifies danger.
- When we encounter something we do not like, we feel **abomination**.
- If we lose something important to us, then we are overwhelmed with **sorrow**.

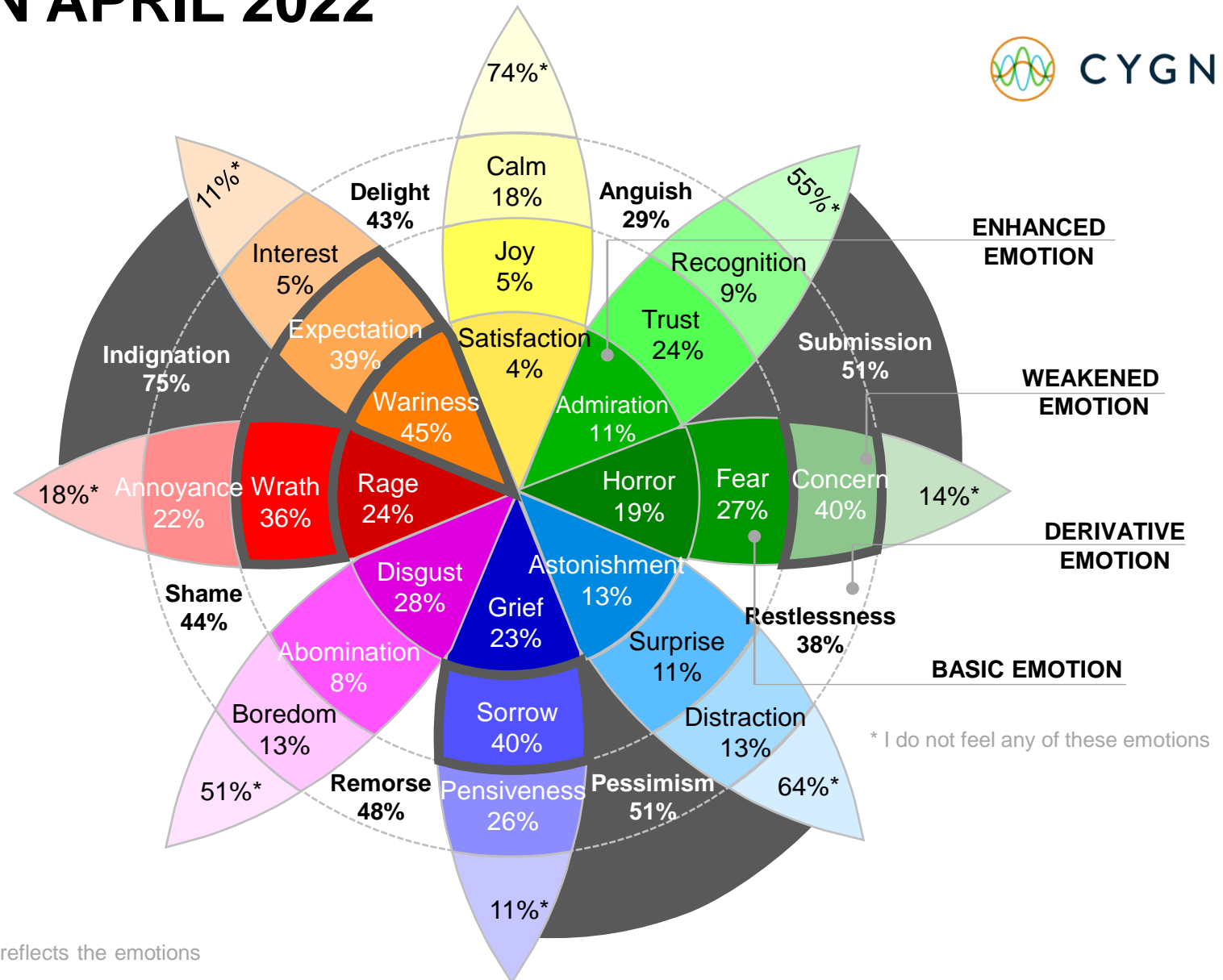
Each of the basic emotions has a different degree of expression. A weaker expression of **expectation** is **interest**, and when expectation is increased, it turns into **wariness**. **Fear** is initially felt as **concern**; as it grows it can turn into **horror**.

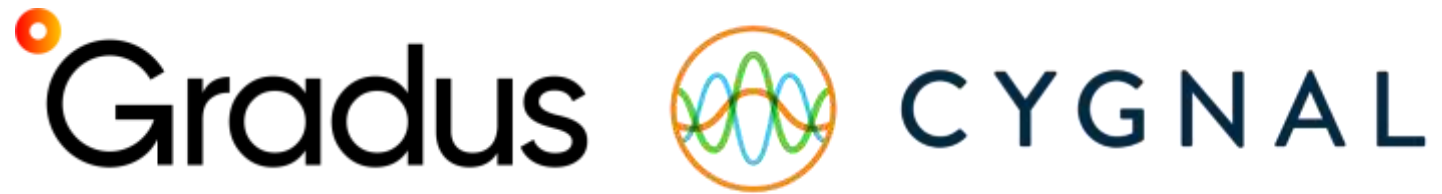
During the survey, respondents had to choose the intensity of each basic emotion they felt at the moment or the option of "no such feelings" if the emotion was absent.



MAP OF THE EMOTIONAL PERCEPTION OF THE PRESENT TIME IN APRIL 2022

- On the basic level, **sorrow, concern, expectation, and wrath** are the most widespread emotions among Ukrainian citizens.
- The most expressed emotion on the derivative level is **indignation** as a result of both high expectations felt by the people of Ukraine and wrath due to the full-scale war against their country.
- Submission and pessimism are produced by a high level of sorrow and concern.
- However, **wariness** is the only enhanced emotion that is fully expressed. The following three are negative, too: disgust, rage, and grief.
- Generally, the **current emotional map is mostly negative** – basically, 55% of respondents did not mention any positive emotions of trust; 64% did not express surprise, 74% – joy. Disgust is characterized by the lack of general consensus – half of the respondents have expressed some level of such emotion, while the other half have not.

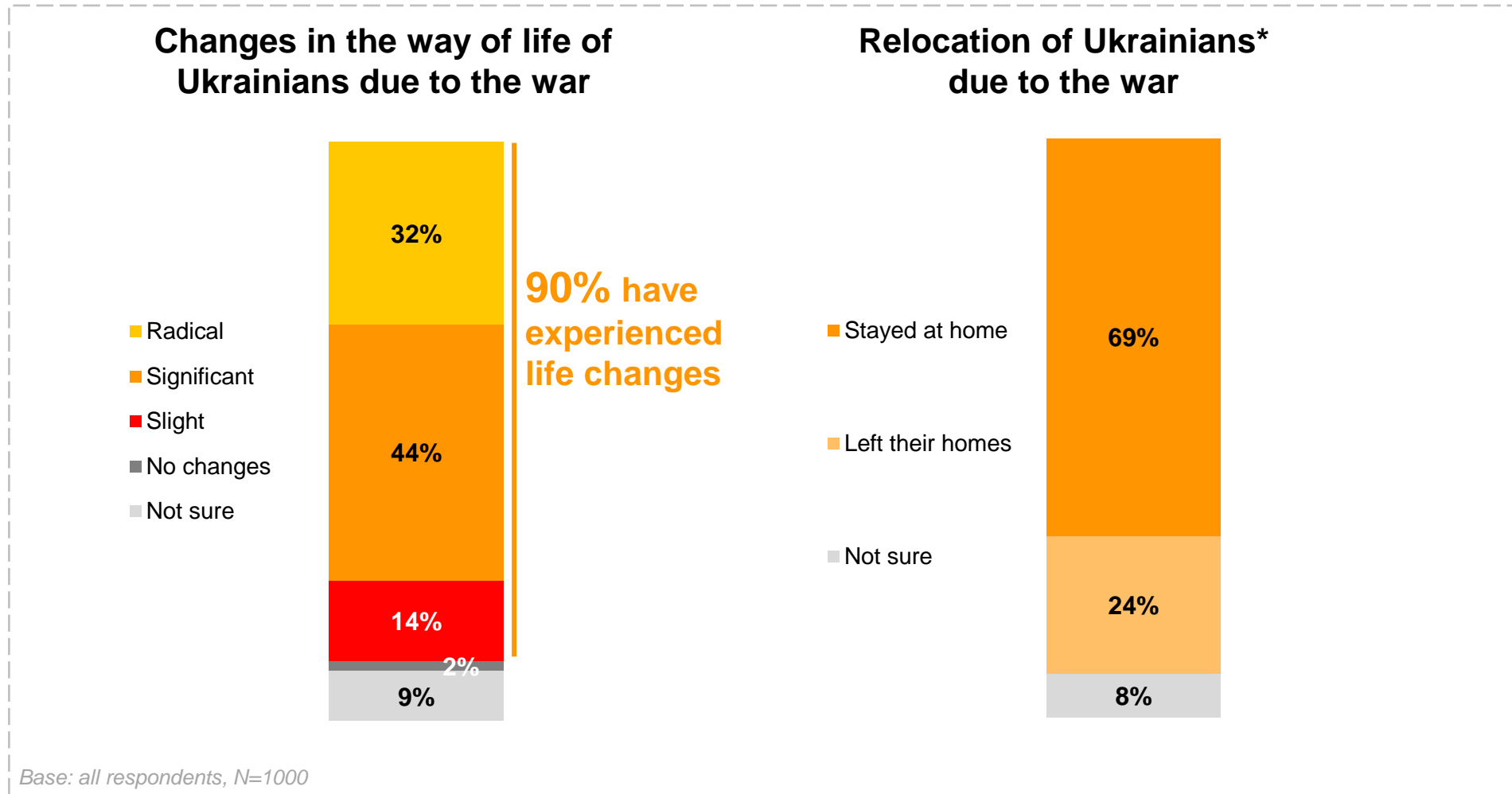




ACTIONS OF UKRAINIANS* DURING THE WAR

*Ukrainians - residents of cities with population of 50 thousand and more, aged 18-60 years, who use smartphones

THE EFFECTS OF RUSSIA'S WAR AGAINST UKRAINE ON THE LIVES OF UKRAINIANS*



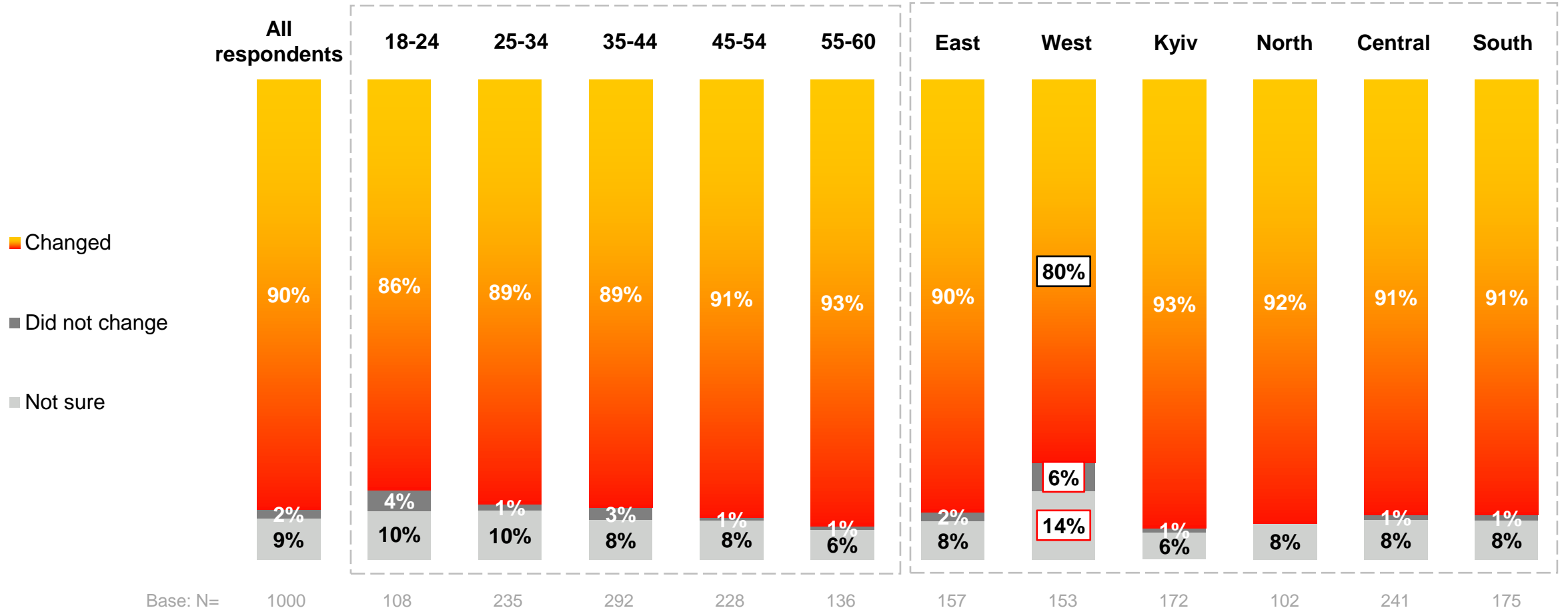
*Ukrainians - residents of cities with population of 50 thousand and more, aged 18-60 years, who use smartphones

How has Russia's war against Ukraine affected your life?

Which of the following phrases best reflects your actions in the situation of Russia's war against Ukraine?

LIFE CHANGES DUE TO THE WAR

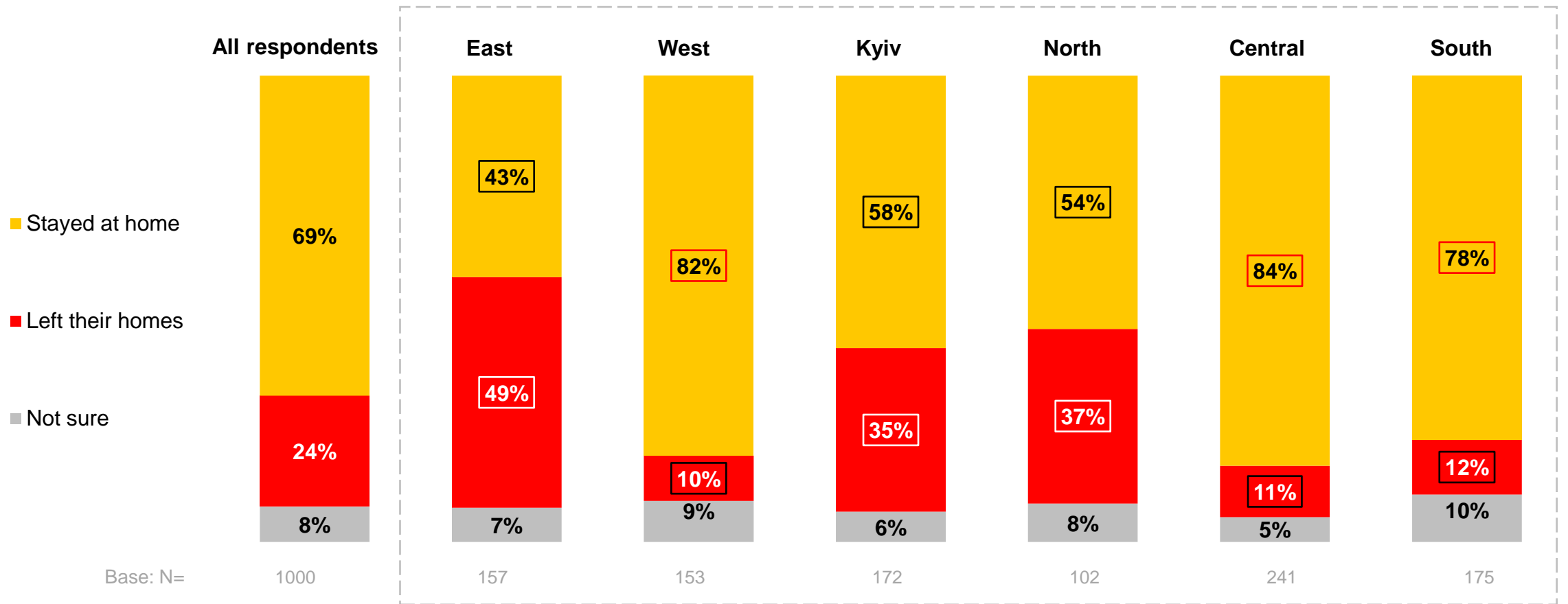
by age and region




Statistically significant differences **higher** / **lower**, compared to indicator in total 22

RELOCATION OF UKRAINIANS* DUE TO WAR

by region



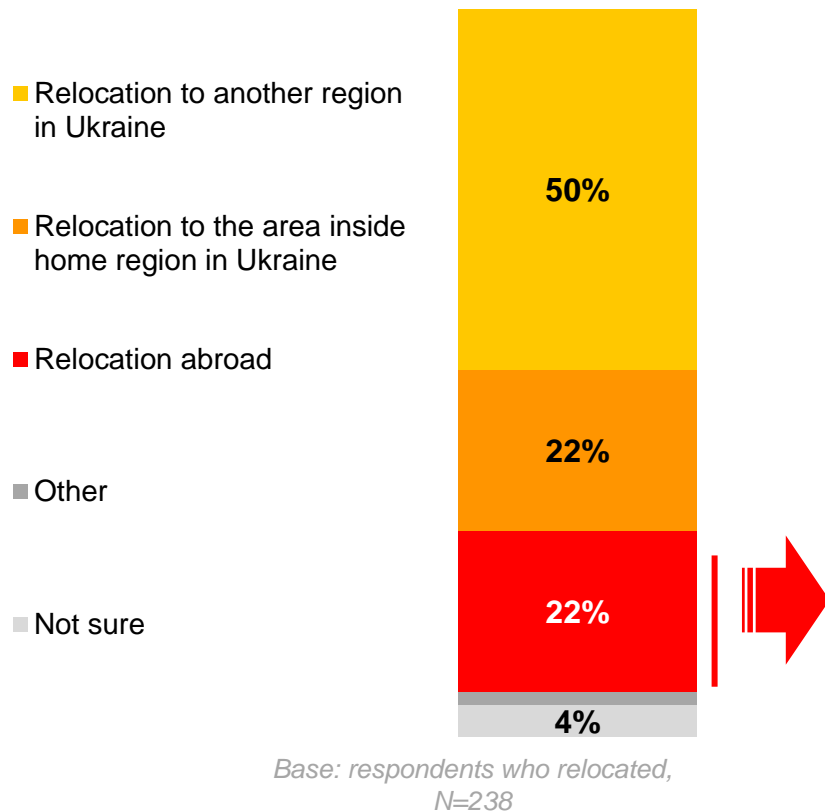
 Statistically significant differences **higher** / **lower** for the region, compared to indicator in total

*Ukrainians - residents of cities with population of 50 thousand and more, aged 18-60 years, who use smartphones

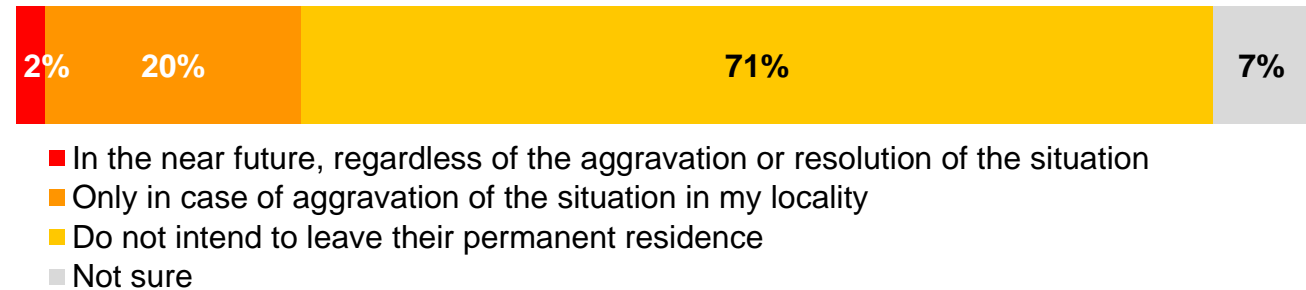
Which of the following phrases best reflects your actions in the situation of Russia's war against Ukraine:

RELOCATION: SPECIFICS AND FUTURE INTENTIONS

Specifics of the relocation

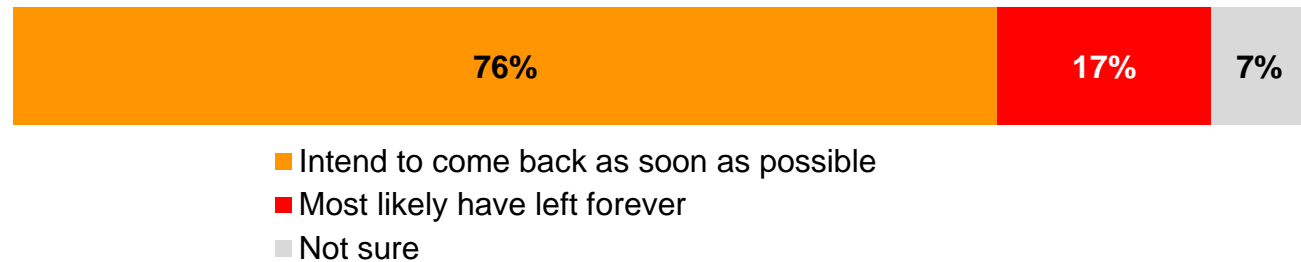


Intention to leave their permanent residence



Base: respondents who stayed at their permanent place of residence, N=687

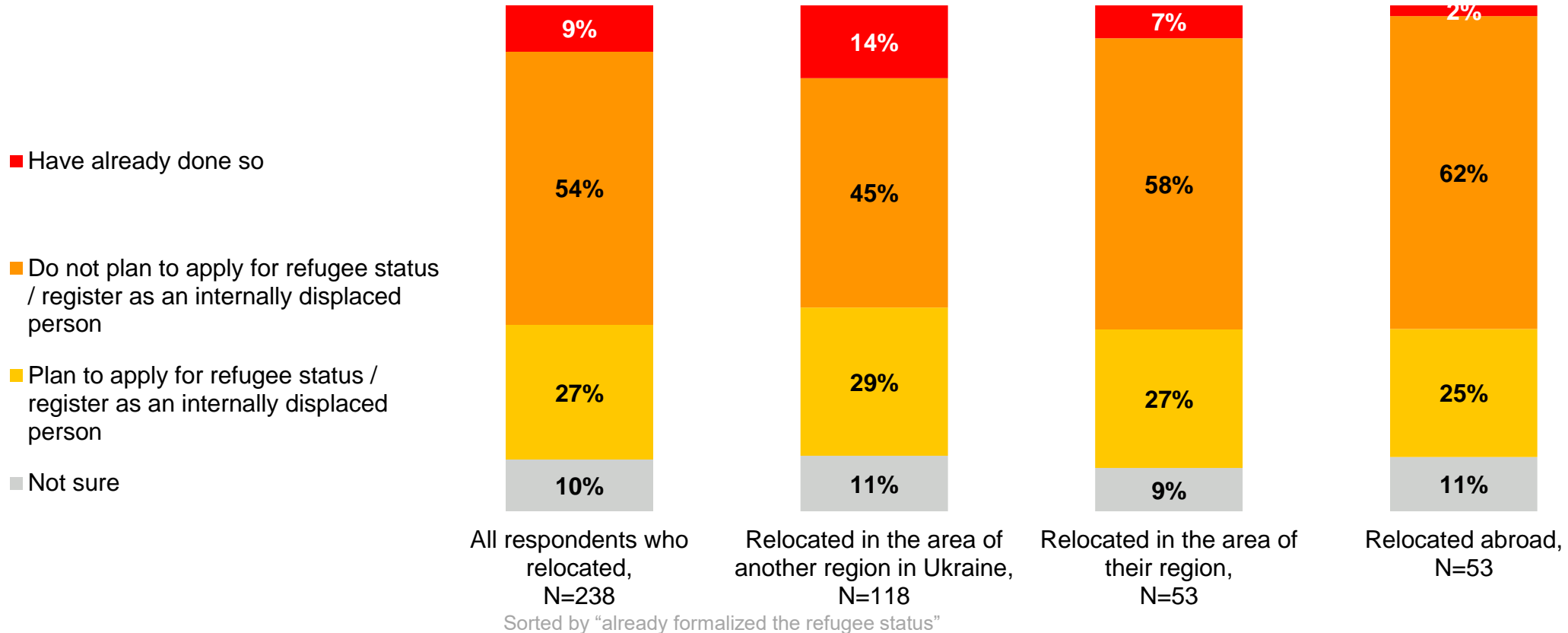
Intention regarding coming back from abroad

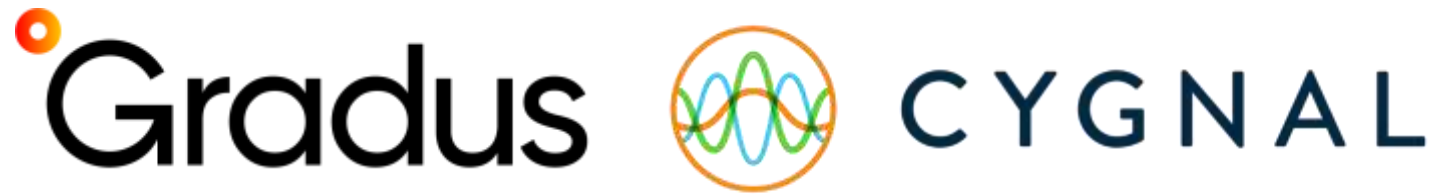


Base: respondents who have relocated abroad, N=53

CHANGE OF STATUS BASED ON RELOCATION

In general, those who relocated do not plan on applying for a refugee status / registering as an internally displaced person; those who plan on formalizing things are mostly those who have relocated to another region within Ukraine. This group also has the highest share of those who have already gone through with it.





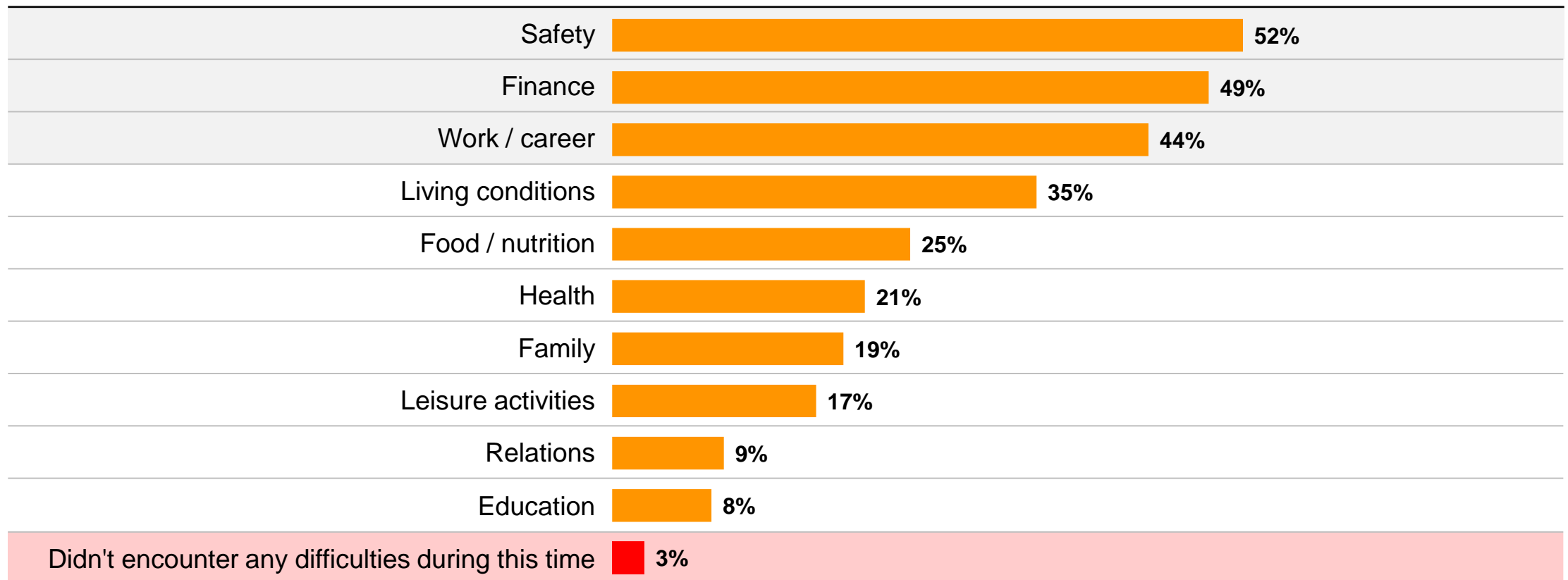
CHALLENGES EXPERIENCED BY UKRAINIANS* DURING THE WAR

**Ukrainians - residents of cities with population 50 thousand and more, aged 18-60 years, who use smartphones*

CHALLENGES EXPERIENCED BY UKRAINIANS* DURING THE WAR



Ukrainian-Russian War has **affected the lives of almost all respondents**: only 3% didn't encounter any difficulties during the beginning of the war. The **most problematic areas** of Ukrainians' lives are **safety, finance, and work/career**: about half of respondents encountered difficulties in these areas since the full-scale war between Russia and Ukraine had begun.



*Ukrainians - residents of cities with population 50 thousand and more, aged 18-60 years, who use smartphones

Base: all respondents, N=1000

In which areas of life did you encounter difficulties after the beginning of a full-scale war between Russia and Ukraine?

CHALLENGES EXPERIENCED BY UKRAINIANS* DURING THE WAR

by gender and age



	All respondents	Male	Female	18-24	25-34	35-44	45-54	55-60
Base: N=	1000	480	520	108	235	292	228	136
Safety	52%	46%	57%	38%	53%	50%	54%	64%
Finance	49%	46%	52%	44%	49%	55%	47%	43%
Work / career	44%	47%	42%	30%	47%	47%	46%	43%
Living conditions	35%	31%	39%	33%	37%	40%	25%	39%
Food / nutrition	25%	22%	27%	27%	25%	27%	19%	26%
Health	21%	17%	25%	15%	17%	22%	17%	36%
Family	19%	21%	17%	33%	25%	15%	19%	8%
Leisure activities	17%	18%	16%	26%	21%	18%	9%	13%
Relations	9%	8%	10%	16%	10%	8%	6%	12%
Education	8%	6%	10%	19%	8%	9...	6%	3%
Didn't encounter any difficulties	3%	3%	2%	4%	3%	3%	2%	3%

*Ukrainians - residents of cities with population 50 thousand and more, aged 18-60 years, who use smartphones

In which areas of life did you encounter difficulties after the beginning of a full-scale war between Russia and Ukraine?

Statistically significant differences higher / lower for the group, compared to the sample as a whole; female compared to male.

CHALLENGES EXPERIENCED BY UKRAINIANS* DURING THE WAR

by region



	All respondents	East	West	Kyiv	North	Central	South
Base: N=	1000	157	153	172	102	241	175
Safety	52%	64%	45%	57%	53%	47%	48%
Finance	49%	60%	42%	47%	45%	46%	54%
Work / career	44%	50%	28%	53%	46%	37%	54%
Living conditions	35%	55%	24%	38%	37%	28%	32%
Food / nutrition	25%	35%	13%	24%	22%	19%	35%
Health	21%	28%	14%	21%	19%	20%	23%
Family	19%	31%	16%	20%	10%	18%	17%
Leisure activities	17%	17%	13%	16%	17%	18%	18%
Relations	9%	11%	5%	8%	13%	8%	12%
Education	8%	9%	9%	9%	7%	5%	12%
Didn't encounter any difficulties	3%	1%	5%	2%	1%	4%	2%

*Ukrainians - residents of cities with population 50 thousand and more, aged 18-60 years, who use smartphones
In which areas of life did you encounter difficulties after the beginning of a full-scale war between Russia and Ukraine?

Statistically significant differences **higher** / **lower** for the group, compared to the sample as a whole

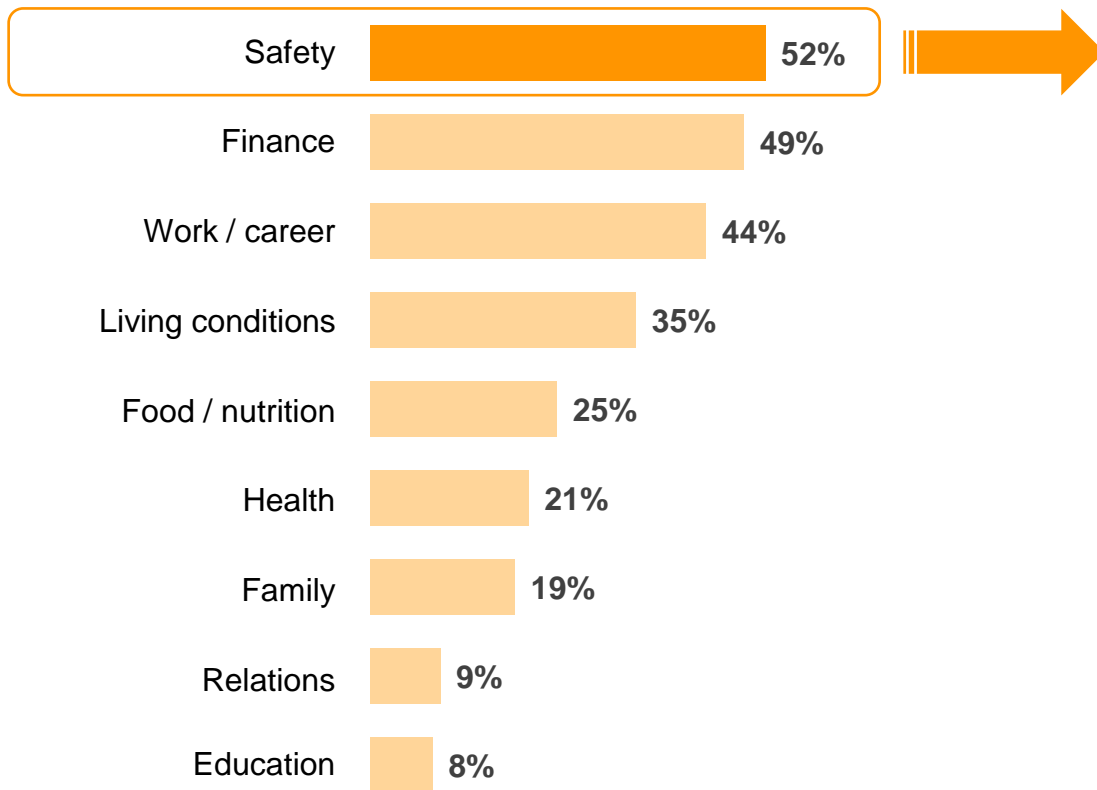
CHALLENGES EXPERIENCED BY UKRAINIANS* DURING THE WAR:

SAFETY

Safety is the most problematic area of Ukrainians` lives. The most frequently encountered problems are related to the **lack of safety while staying at home, moving within and outside the locality, as well as the absence of bomb shelters** near the place of residence.

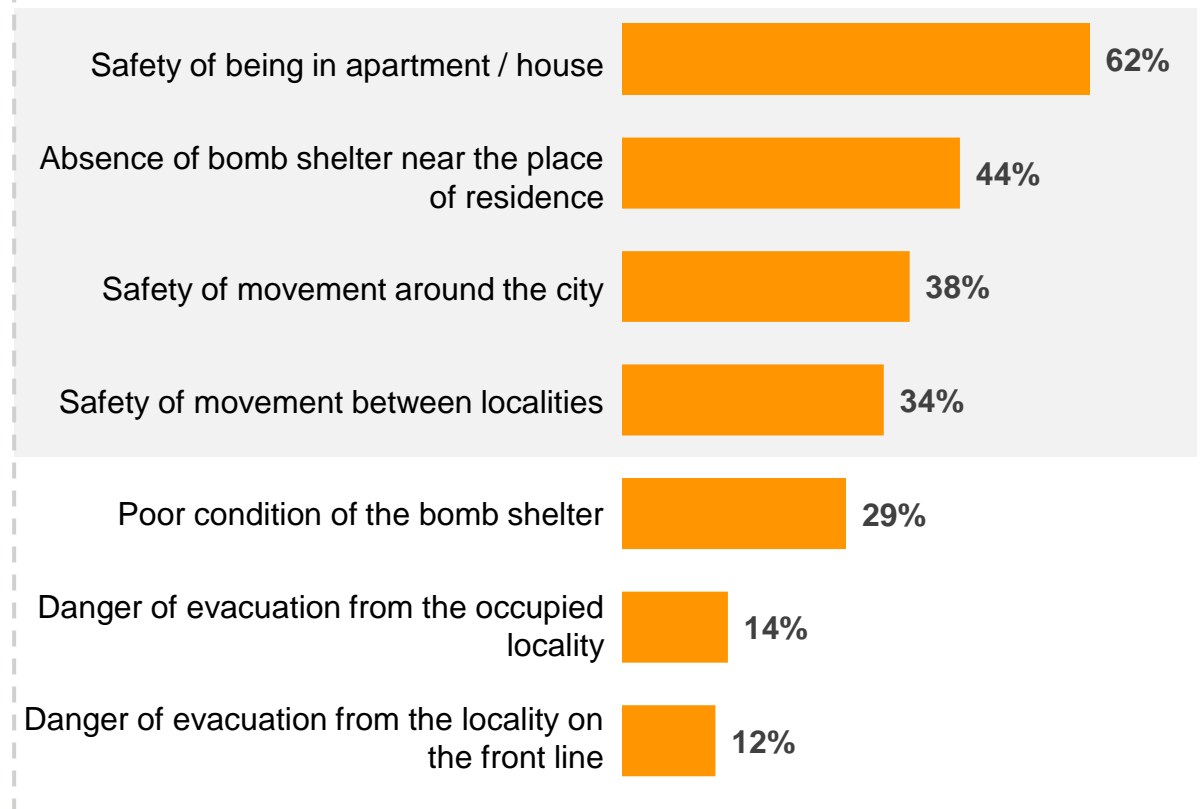


Problematic life areas:



Base: all respondents, N=1000

Safety difficulties and problems:



Base: respondents who have encountered safety difficulties or problems, N=520

CHALLENGES EXPERIENCED BY UKRAINIANS* DURING THE WAR:

SAFETY



Base: N=

	All respondents	East	West	Kyiv	North	Central	South
	520	101	69	98	54	114	84

Safety of being in apartment / house	62%	70%	48%	67%	51%	64%	58%
Absence of bomb shelter near the place of residence	44%	45%	40%	41%	43%	50%	45%
Safety of movement around the city	38%	62%	8%	52%	39%	22%	37%
Safety of movement between localities	34%	45%	29%	39%	48%	23%	27%
Poor condition of the bomb shelter	29%	32%	38%	29%	27%	24%	30%
Danger of evacuation from the occupied locality	14%	27%	4%	8%	20%	6%	19%
Danger of evacuation from the locality on the front line	12%	31%	1%	8%	15%	5%	12%

*Ukrainians - residents of cities with population 50 thousand and more, aged 18-60 years, who use smartphones
What other safety difficulties or problems have you encountered since the beginning of the war?

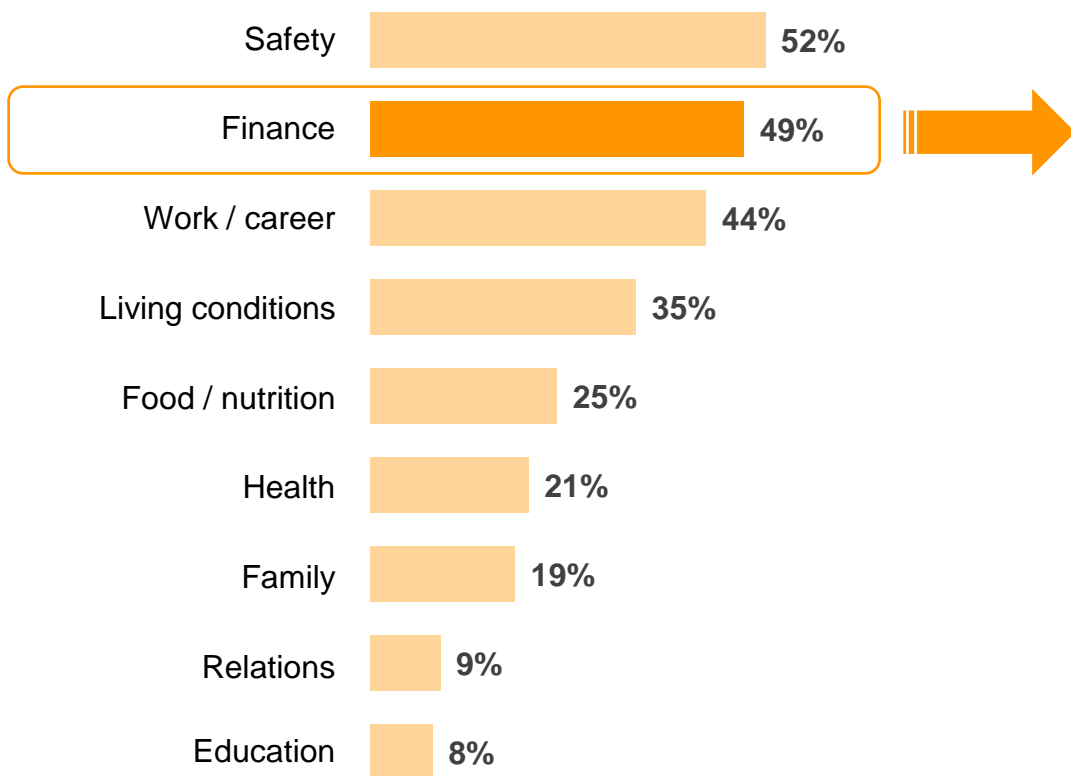
Statistically significant differences **higher** / **lower** for the group, compared to the sample as a whole

CHALLENGES EXPERIENCED BY UKRAINIANS* DURING THE WAR:

FINANCE

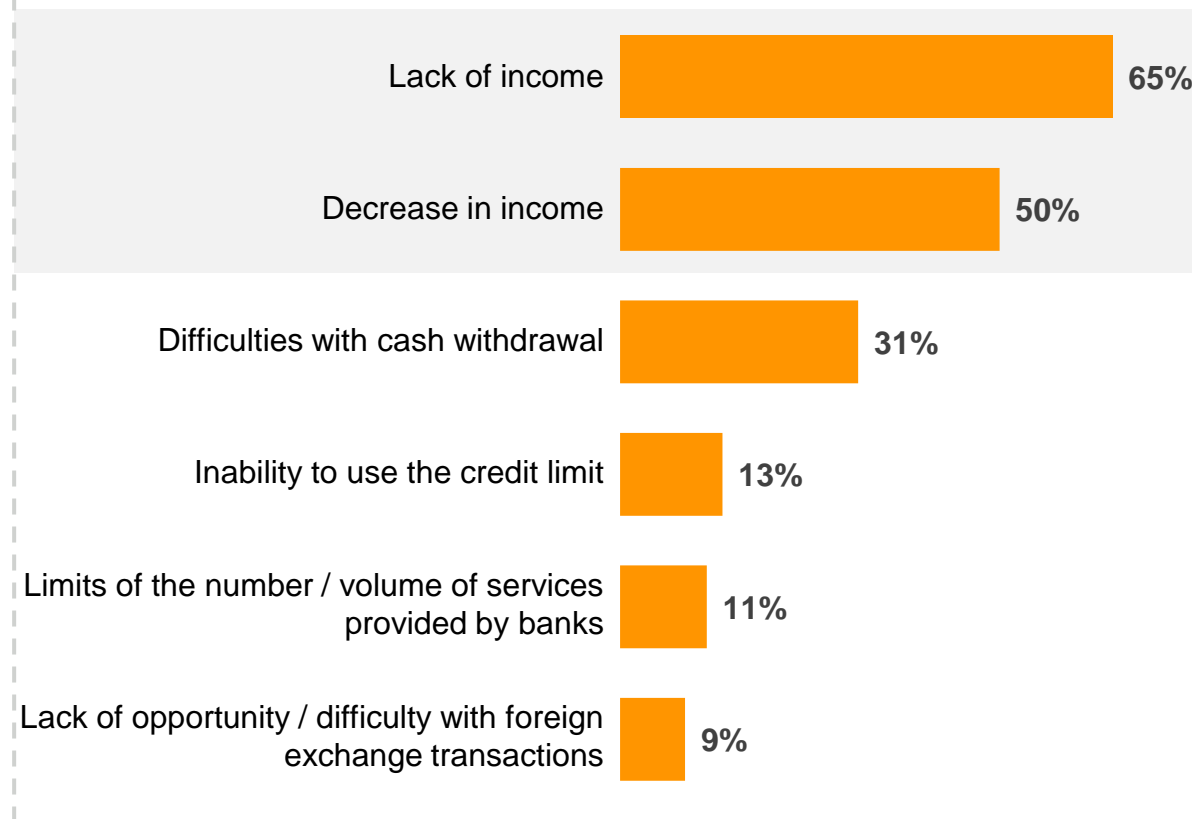
The main financial difficulties – lack of income or its decrease.

Problematic life areas:



Base: all respondents, N=1000

Financial difficulties and problems:



Base: respondents who have encountered financial difficulties or problems, N=492

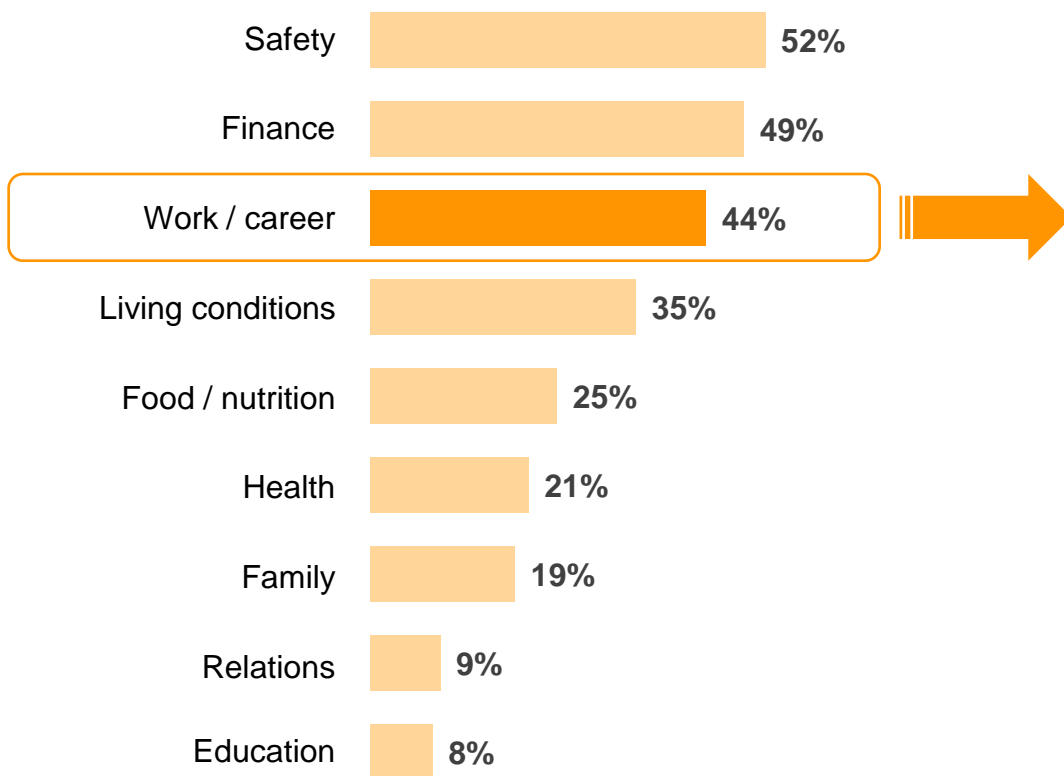
*Ukrainians - residents of cities with population of 50 thousand and more, aged 18-60 years, who use smartphones
In which areas of life did you encounter difficulties after the beginning of a full-scale war between Russia and Ukraine?
What financial difficulties or problems have you encountered since the beginning of the war?

CHALLENGES EXPERIENCED BY UKRAINIANS* DURING THE WAR:

WORK AND CAREER

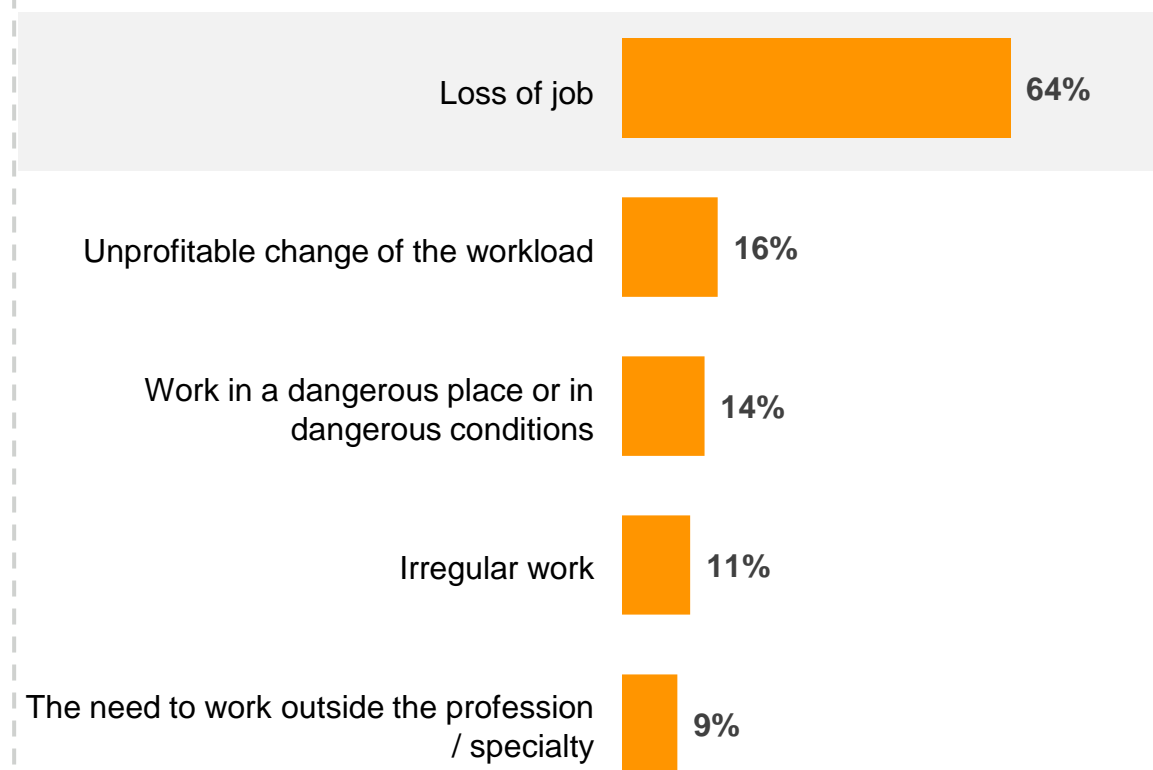
Among respondents who have encountered difficulties in work, the most common problem is loss of job.

Problematic life areas:



Base: all respondents, N=1000

Difficulties and problems in work and career:



Base: respondents who have encountered difficulties or problems in their work and career, N=442

*Ukrainians - residents of cities with population of 50 thousand and more, aged 18-60 years, who use smartphones
In which areas of life did you encounter difficulties after the beginning of a full-scale war between Russia and Ukraine?
What difficulties or problems have you faced in your work and career since the beginning of the war?

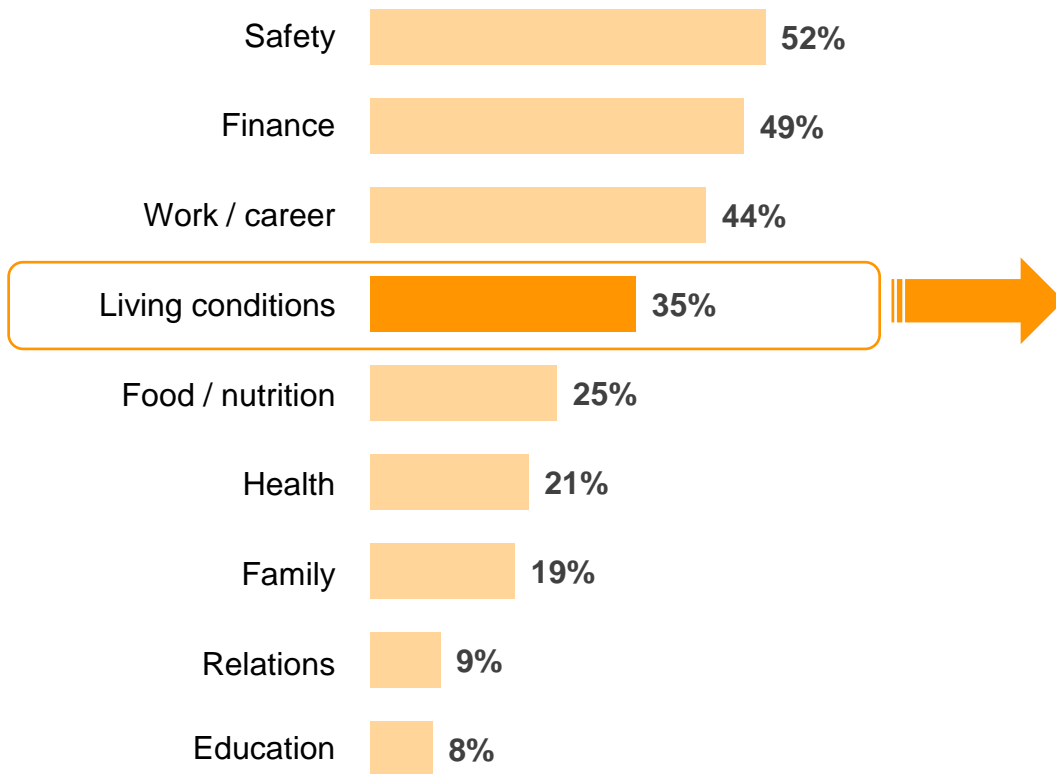
CHALLENGES EXPERIENCED BY UKRAINIANS* DURING THE WAR:

LIVING CONDITIONS

The most common difficulties in terms of living conditions are related to sense of safety: the hostilities have caused people's houses to be less safe, which also led to them having to hide / live in shelters when there are air-raid warnings.



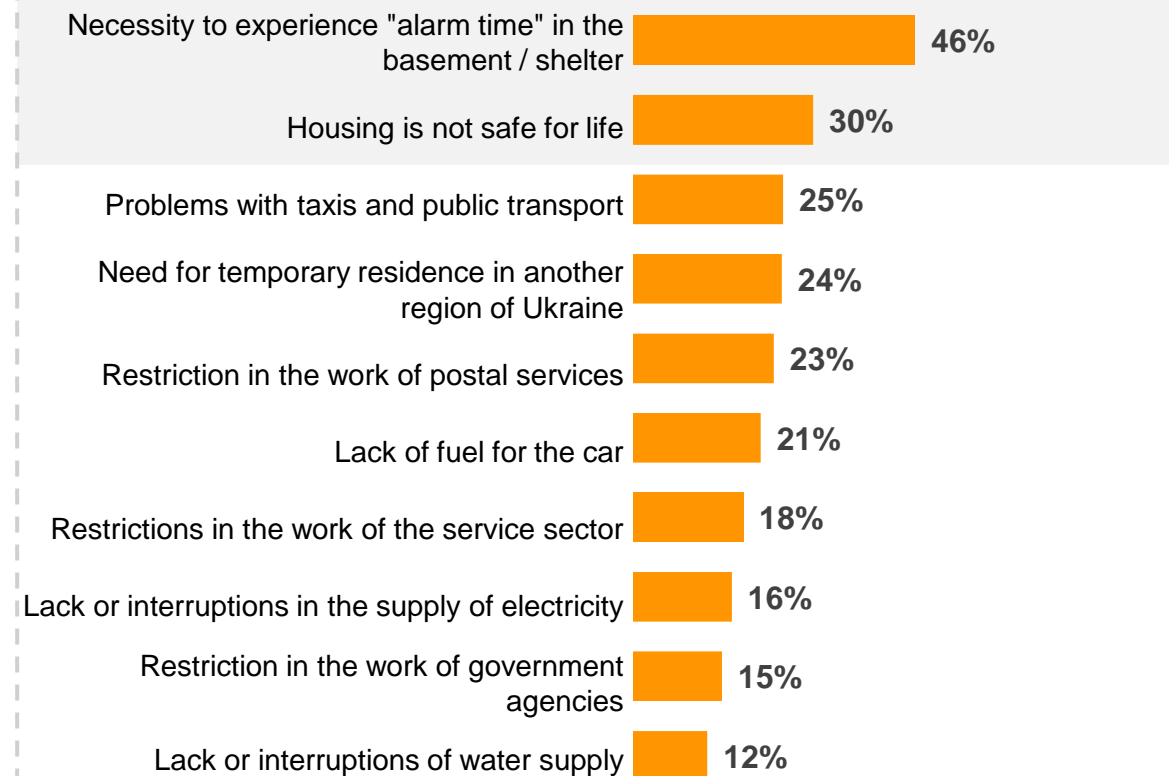
Problematic life areas:



Base: all respondents, N=1000

Difficulties and problems in living condition

(TOP-10):



Base: respondents who have encountered difficulties or problems in their living condition, N=350

*Ukrainians - residents of cities with population of 50 thousand and more, aged 18-60 years, who use smartphones
 In which areas of life did you encounter difficulties after the beginning of a full-scale war between Russia and Ukraine?
 What difficulties or problems have you encountered in terms of living conditions since the beginning of the war?

CHALLENGES EXPERIENCED BY UKRAINIANS* DURING THE WAR: LIVING CONDITIONS



	All respondents	East	West	Kyiv	North	Central	South
Base: N=	350	86	37	66	38	67	55
Necessity to experience "alarm time" in the basement / shelter	46%	44%	43%	47%	57%	41%	51%
Housing is not safe for life	30%	40%	15%	34%	24%	24%	28%
Problems with taxis and public transport	25%	24%	23%	37%	12%	16%	32%
Need for temporary residence in another region of Ukraine	24%	43%	5%	42%	34%	4%	6%
Restriction in the work of postal services	23%	21%	5%	32%	16%	24%	32%
Lack of fuel for the car	21%	29%	10%	27%	28%	9%	18%
Restrictions in the work of the service sector	18%	16%	10%	25%	14%	14%	27%
Lack or interruptions in the supply of electricity	16%	33%	1%	7%	42%		14%
Restriction in the work of government agencies	15%	15%	3%	9%	5%	16%	34%
Lack or interruptions of water supply	12%	27%	3%	3%	34%	1%	5%

*Ukrainians - residents of cities with population 50 thousand and more, aged 18-60 years, who use smartphones
What difficulties or problems have you encountered in terms of living conditions since the beginning of the war?

Statistically significant differences **higher** / **lower** for the group, compared to the sample as a whole

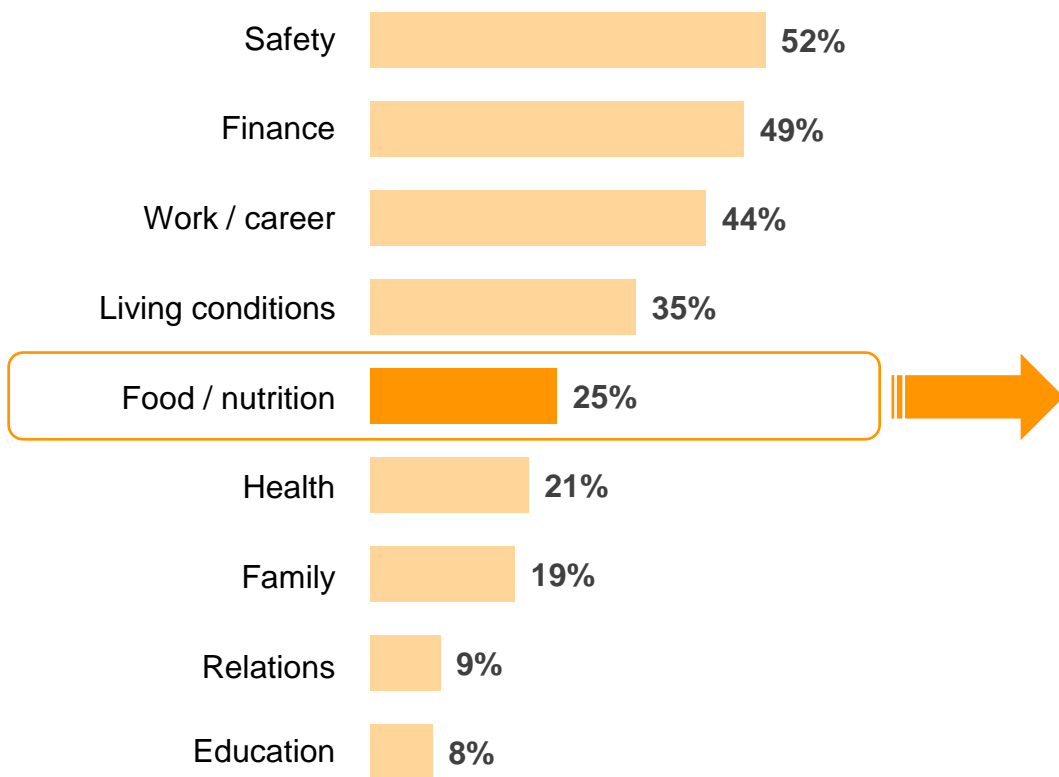
CHALLENGES EXPERIENCED BY UKRAINIANS* DURING THE WAR:

FOOD / NUTRITION

Food prices increasing and certain foods being unavailable are the most common difficulties related to food and nutrition of the Ukrainians*.



Problematic life areas:



Base: all respondents, N=1000

Difficulties and problems regarding food / nutrition:



Base: respondents who have encountered difficulties or problems regarding food / nutrition, N=246

*Ukrainians - residents of cities with population of 50 thousand and more, aged 18-60 years, who use smartphones
 In which areas of life did you encounter difficulties after the beginning of a full-scale war between Russia and Ukraine?
 What difficulties or problems regarding food / nutrition have you encountered since the beginning of the war?

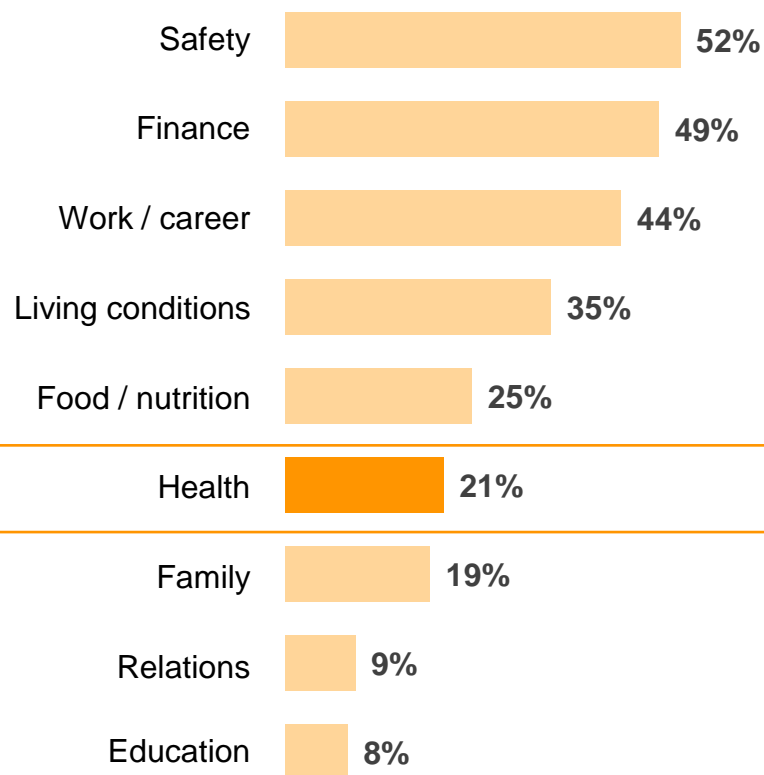
CHALLENGES EXPERIENCED BY UKRAINIANS* DURING THE WAR:

HEALTH

When it comes to health, respondents mostly have had difficulties with accessing medicines: their unavailability or shortage, lack of financial ability to afford them, and queues at pharmacies.

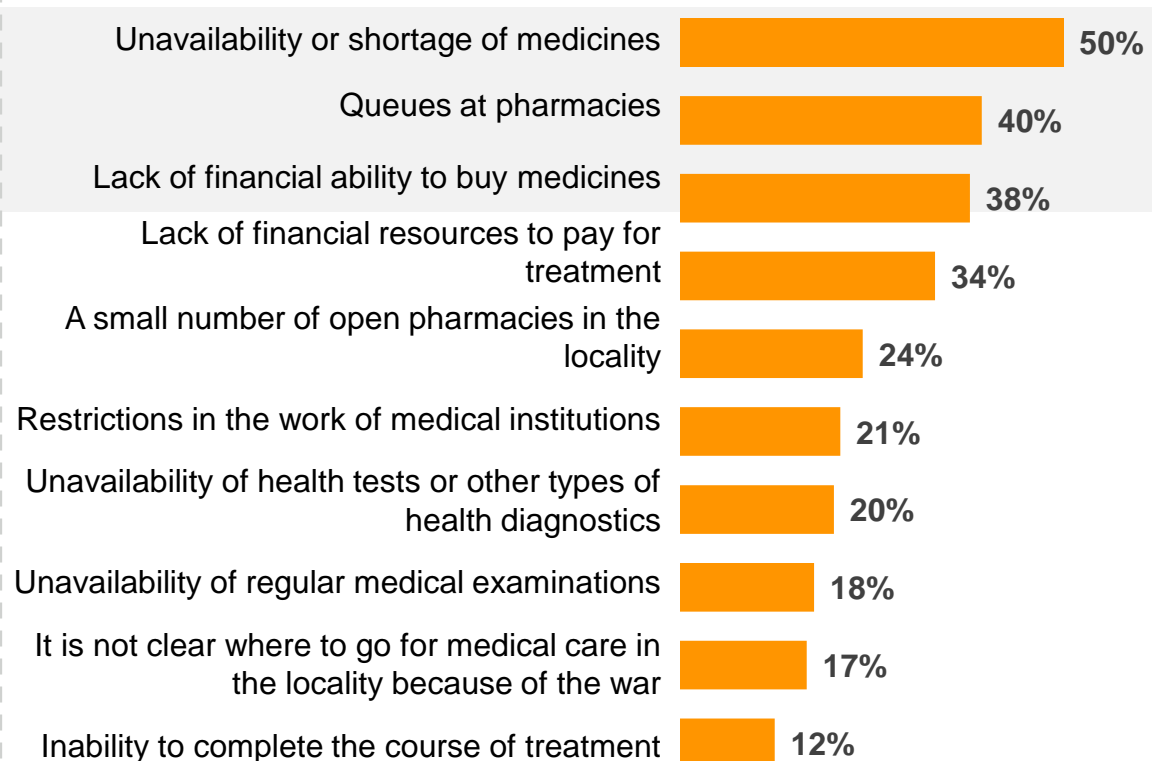


Problematic life areas:



Base: all respondents, N=1000

Difficulties and problems in the area of health: (TOP-10)



Base: respondents who have encountered health difficulties or problems, N=208

*Ukrainians - residents of cities with population of 50 thousand and more, aged 18-60 years, who use smartphones
 In which areas of life did you encounter difficulties after the beginning of a full-scale war between Russia and Ukraine?
 What difficulties or problems in the area of health have you encountered since the beginning of the war?

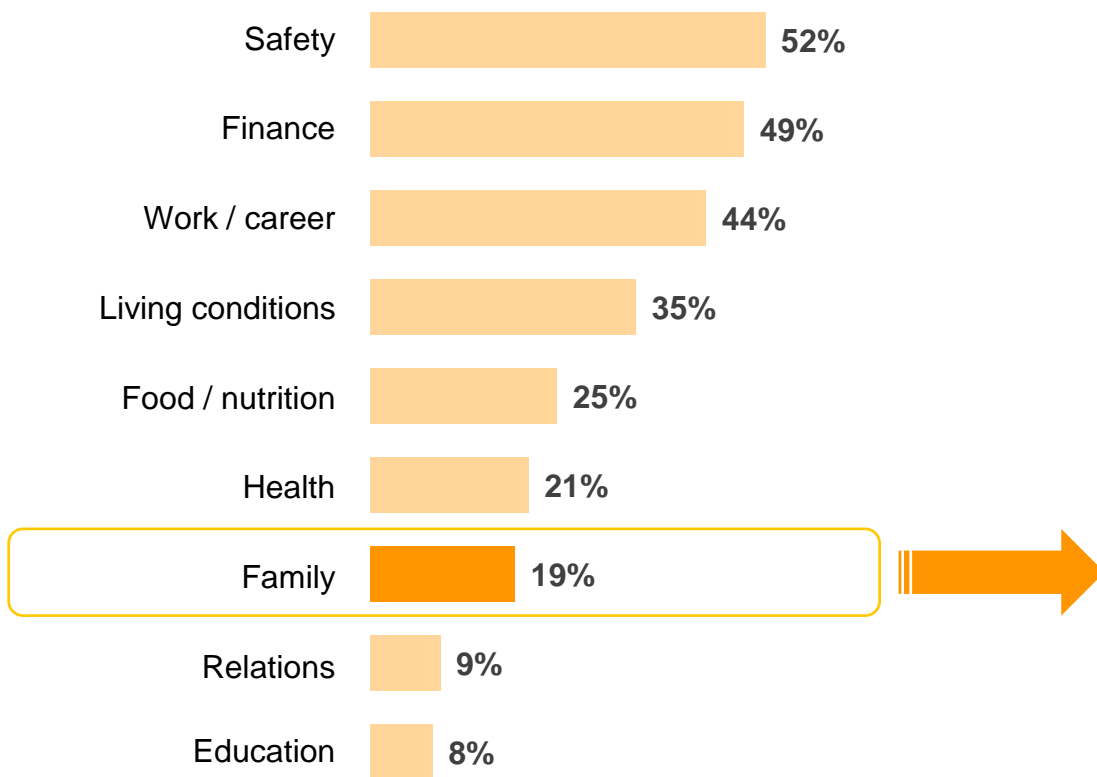
CHALLENGES EXPERIENCED BY UKRAINIANS* DURING THE WAR:

FAMILY

Problems related to family as an area of life most commonly present themselves as inability to meet with relatives who live in other localities, family members leaving their places of residence, as well as various quarrels and disagreements.

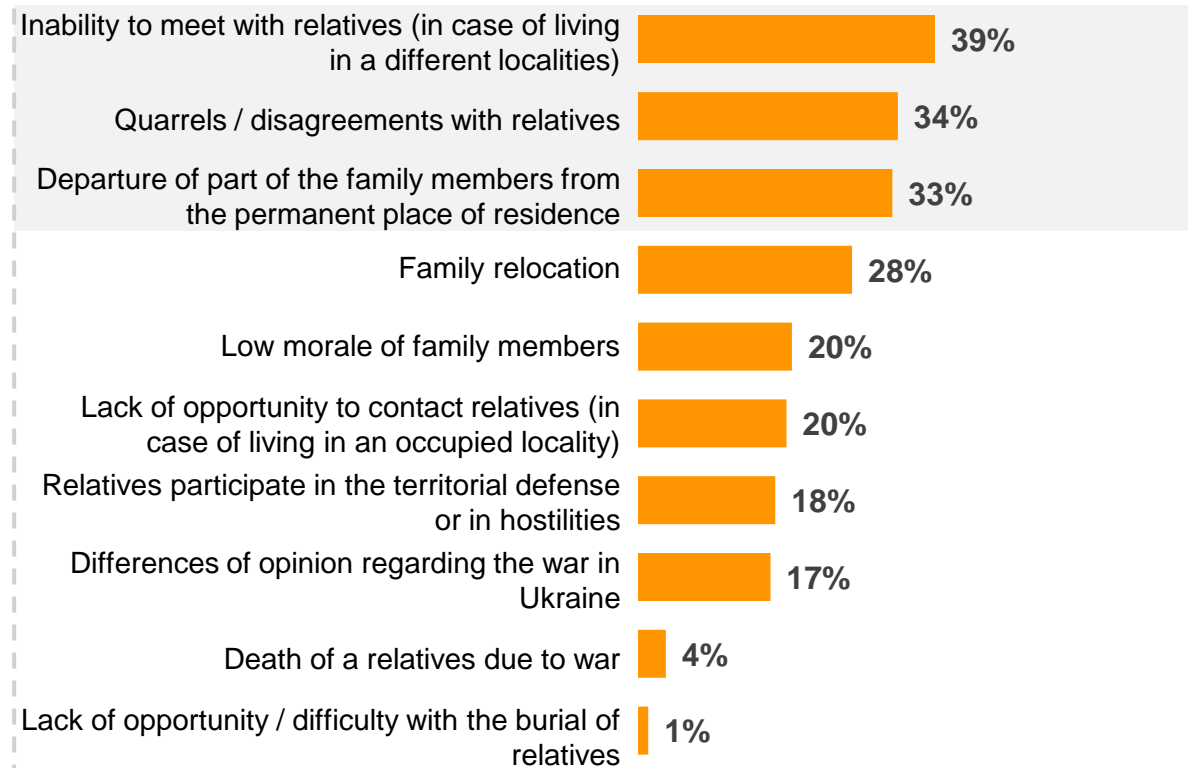


Problematic life areas:



Base: all respondents, N=1000

Difficulties and problems in the family:



Base: respondents who have encountered difficulties or problems in the family, N=191

*Ukrainians - residents of cities with population of 50 thousand and more, aged 18-60 years, who use smartphones
 In which areas of life did you encounter difficulties after the beginning of a full-scale war between Russia and Ukraine?
 What difficulties or problems in the family have you encountered since the beginning of the war?

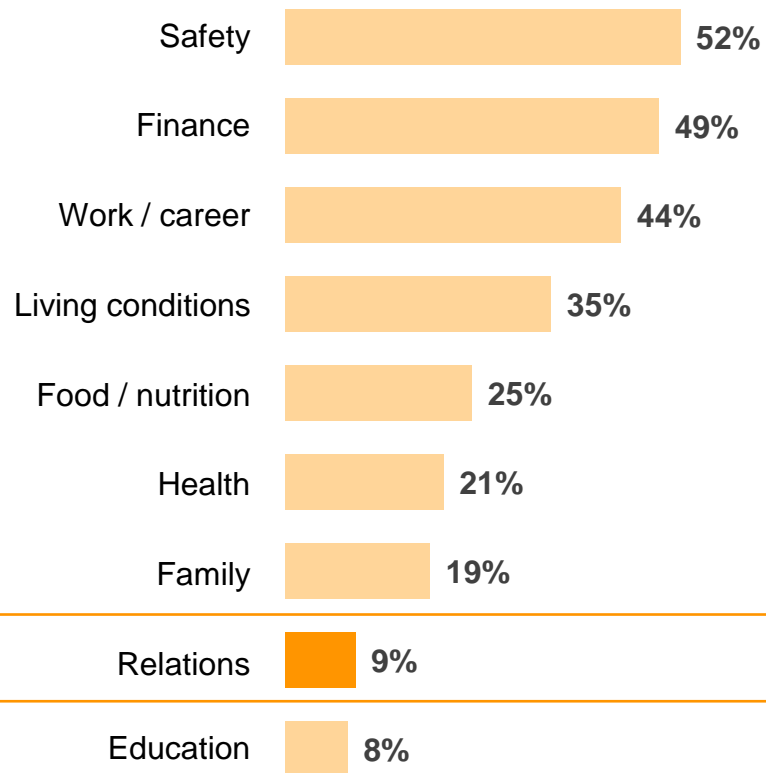
CHALLENGES EXPERIENCED BY UKRAINIANS* DURING THE WAR:

PERSONAL RELATIONSHIPS

Disappointment in some people is the most common kind of interpersonal problem experienced by Ukrainians since the beginning of the war.

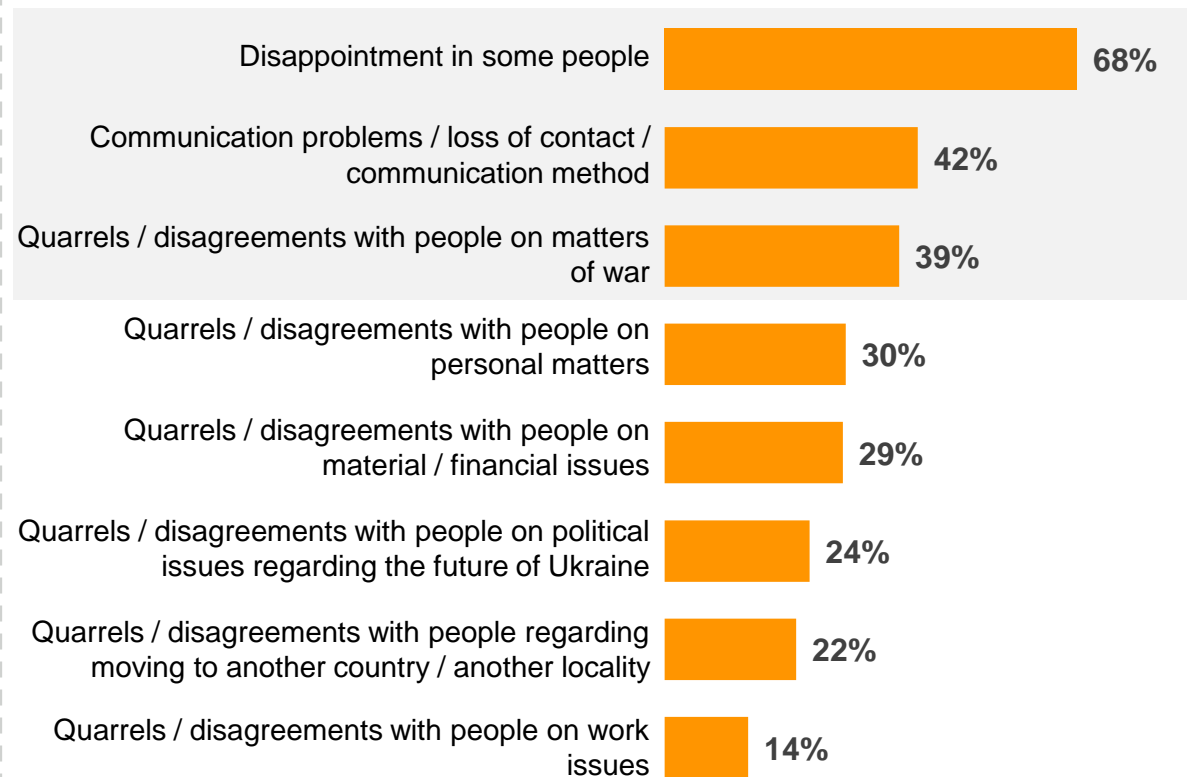


Problematic life areas:



Base: all respondents, N=1000

Difficulties and problems in relations with people:



Base: respondents who have encountered difficulties or problems in relations with people, N=92

*Ukrainians - residents of cities with population of 50 thousand and more, aged 18-60 years, who use smartphones
 In which areas of life did you encounter difficulties after the beginning of a full-scale war between Russia and Ukraine?
 What difficulties or problems in relations with people have you encountered since the beginning of the war?

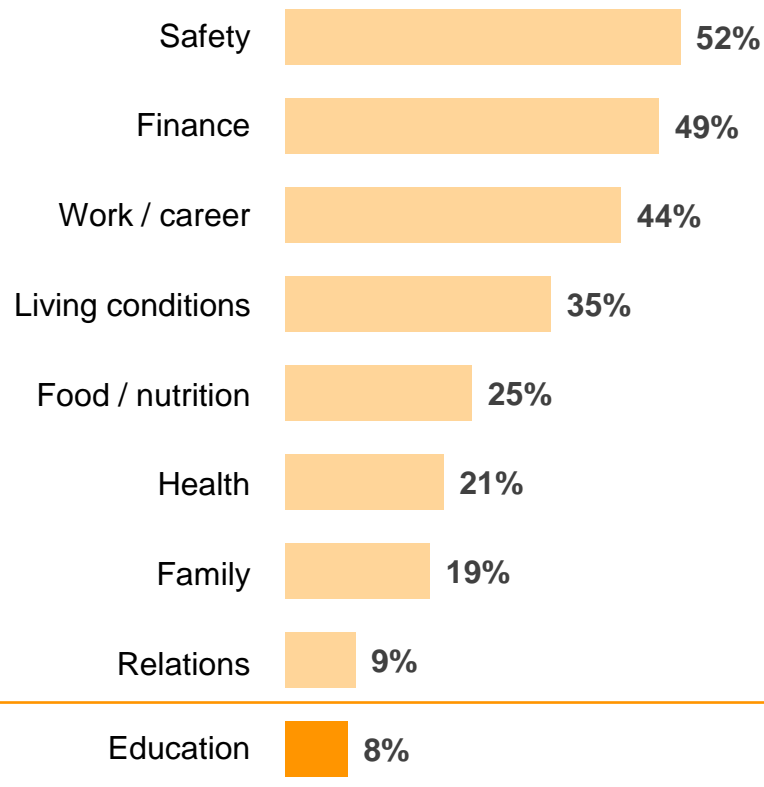
CHALLENGES EXPERIENCED BY UKRAINIANS* DURING THE WAR:

EDUCATION

Difficulties in the area of education are related to the education of children (at school, university or specialized educational institution).

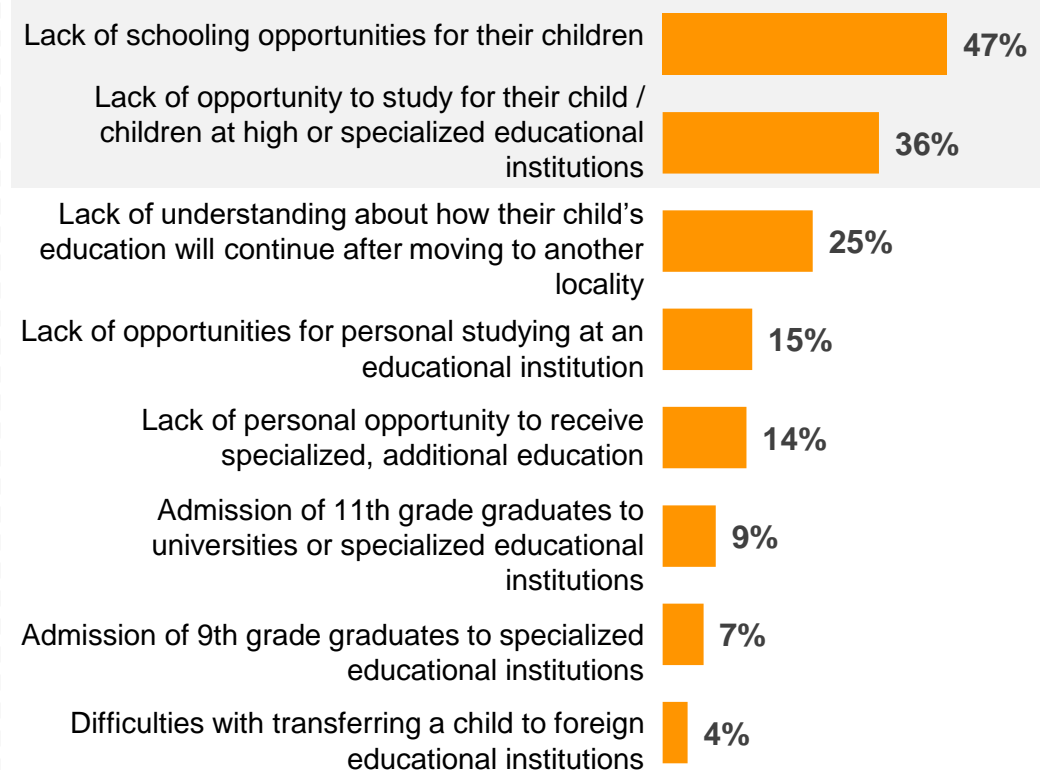


Problematic life areas:



Base: all respondents, N=1000

Difficulties and problems in the area of education:



Base: respondents who have encountered difficulties or problems in the area of education, N=82

*Ukrainians - residents of cities with population of 50 thousand and more, aged 18-60 years, who use smartphones
 In which areas of life did you encounter difficulties after the beginning of a full-scale war between Russia and Ukraine?
 What difficulties or problems in the area of education have you encountered since the beginning of the war?

CURRENT NEEDS OF THE UKRAINIANS*

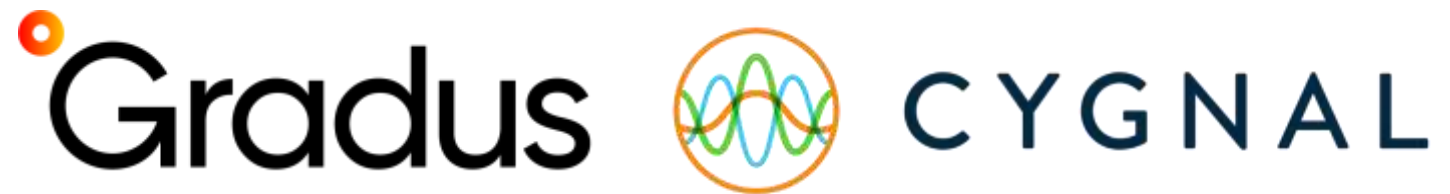
Half of the surveyed Ukrainians* are presently in need of money. Residents of the eastern regions in general express more needs: they significantly more often report the need of money, safe places to live, medications, accommodation.

	All respondents	East	West	Kyiv	North	Central	South
Base: N=	1000	157	153	172	102	241	175
Money	52%	65%	43%	50%	58%	45%	58%
Access to work	36%	42%	21%	42%	45%	27%	42%
Safe place to live	31%	46%	24%	32%	37%	28%	25%
Food	22%	29%	17%	19%	23%	15%	35%
Medications	19%	28%	12%	16%	26%	14%	25%
Accommodation	11%	23%	8%	8%	6%	9%	9%
Access to education	10%	10%	12%	7%	10%	10%	11%
Opportunity to go abroad	8%	13%	4%	9%	6%	7%	9%


*Ukrainians - residents of cities with population 50 thousand and more, aged 18-60 years, who use smartphones
As of today, what do you or your family need most?



Statistically significant differences **higher** / **lower** for the group, compared to the sample as a whole

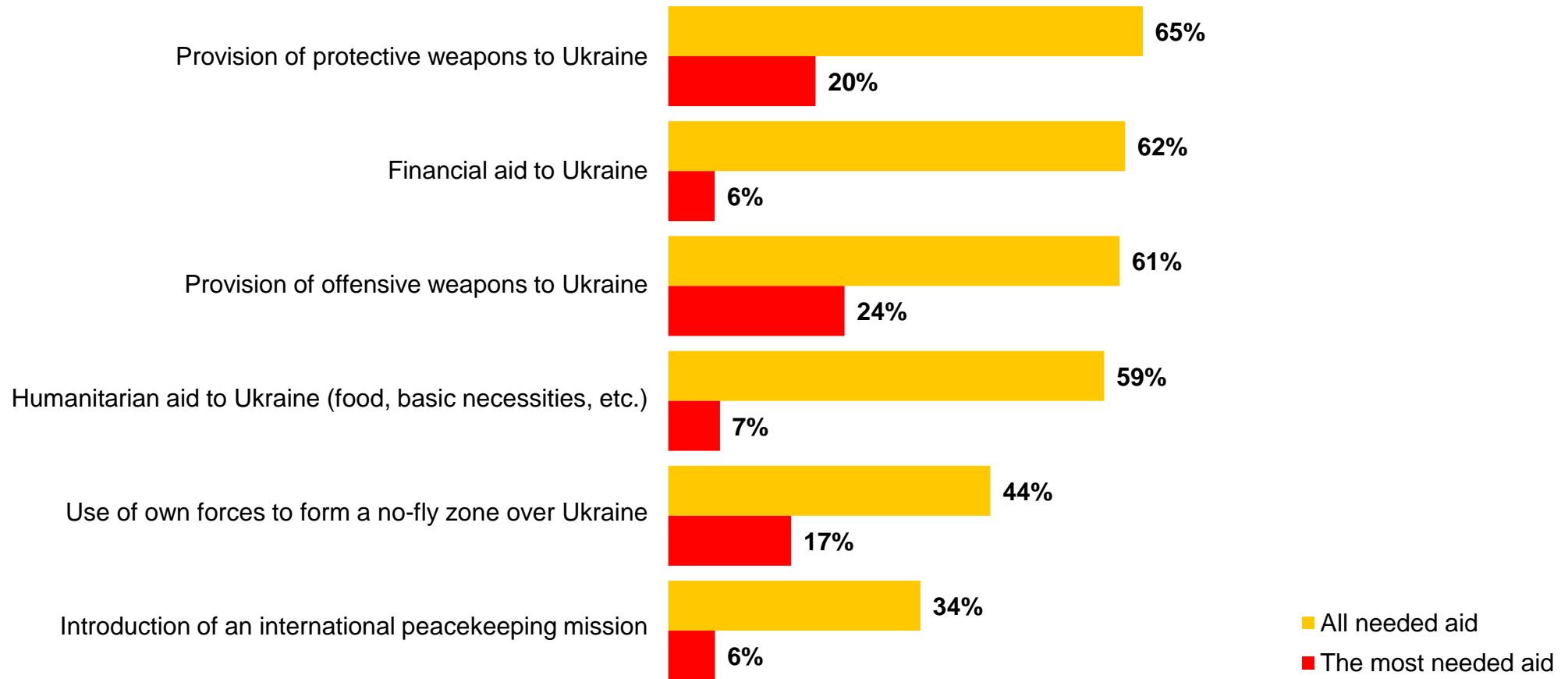


**FOREIGN POLICY OF
UKRAINE**



HELP FOR UKRAINE

More than half of the respondents think that provision of protective and offensive weapons as well as financial and humanitarian aid are the kinds of assistance from the international community that are needed now. 44% of the respondents consider provision of offensive and protective weapons (24% and 20% respectively) to be the most needed types of aid at the moment.



Base: all respondents, N=1000

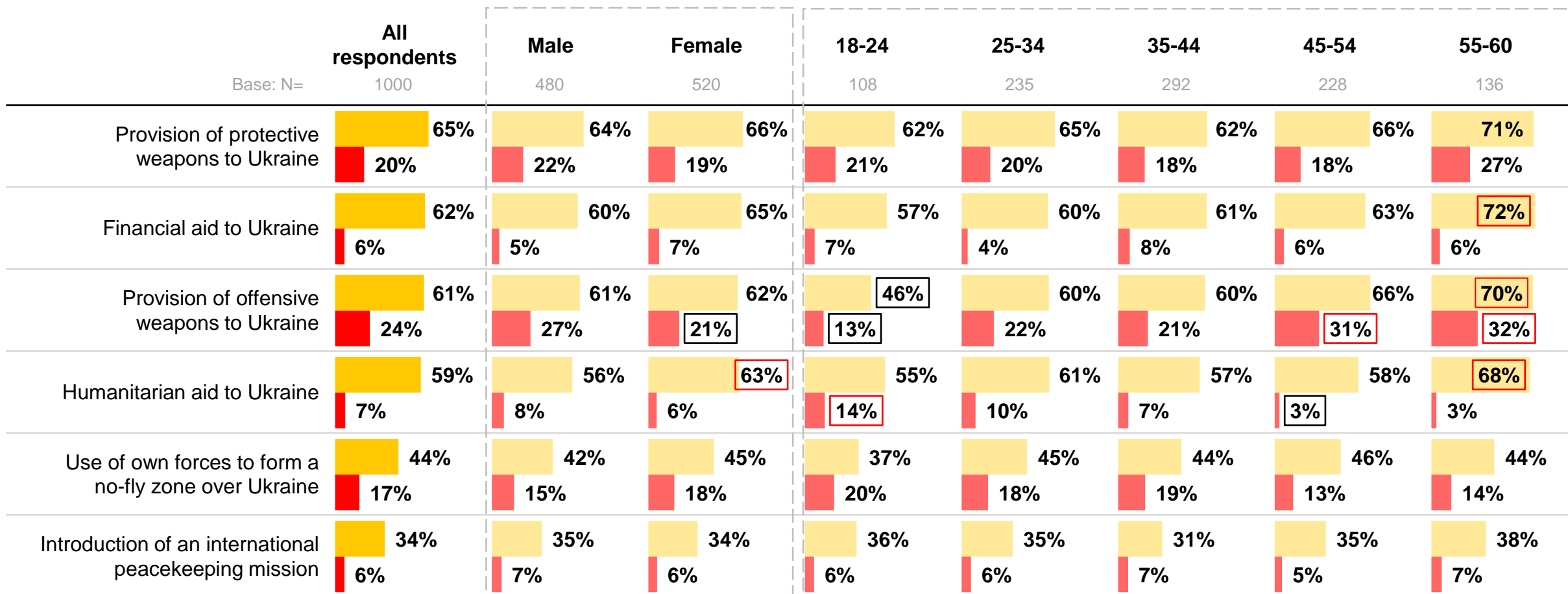
In your opinion, what kind of aid to Ukraine from the international community will be needed now?

In your opinion, what kind of aid to Ukraine from the international community is the most critical now?

HELP FOR UKRAINE

by gender and age

■ All needed aid
 ■ The most needed aid

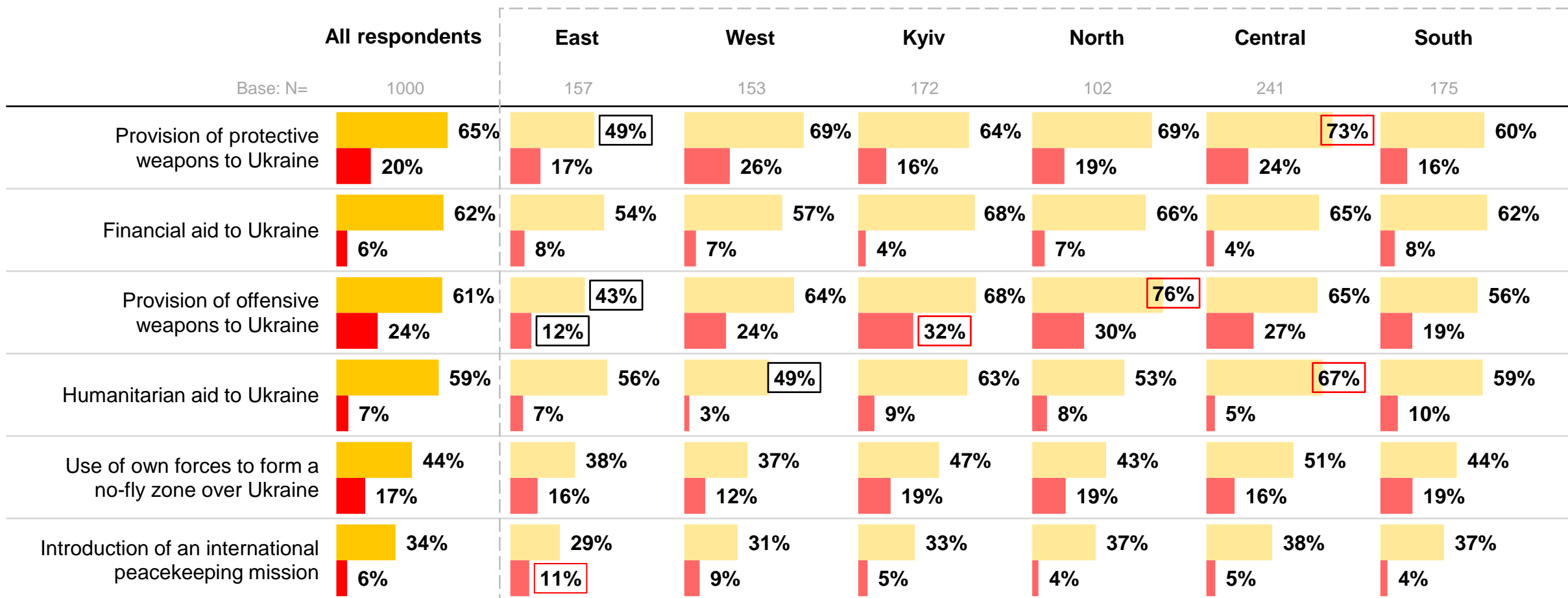


□ Statistically significant differences **higher** / **lower** for the group, compared to the sample as a whole; female compared to male.

HELP FOR UKRAINE

by region

■ All needed aid
 ■ The most needed aid



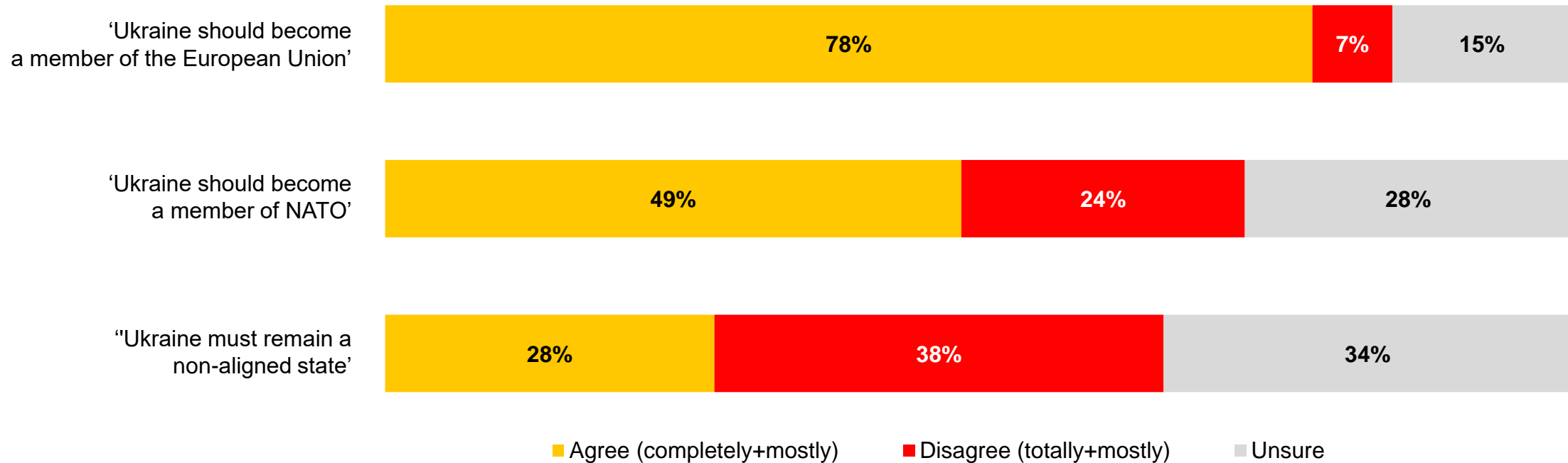
□ Statistically significant differences **higher** / **lower** for the group, compared to the sample as a whole.

In your opinion, what kind of aid to Ukraine from the international community will be needed now?
 In your opinion, what kind of aid to Ukraine from the international community is the most critical now?

POLITICAL FUTURE OF UKRAINE

78% of the respondents believe that Ukraine should become a member of the European Union, 49% – a member of NATO. About 28% of the respondents are of the opinion that Ukraine must remain a non-aligned state.

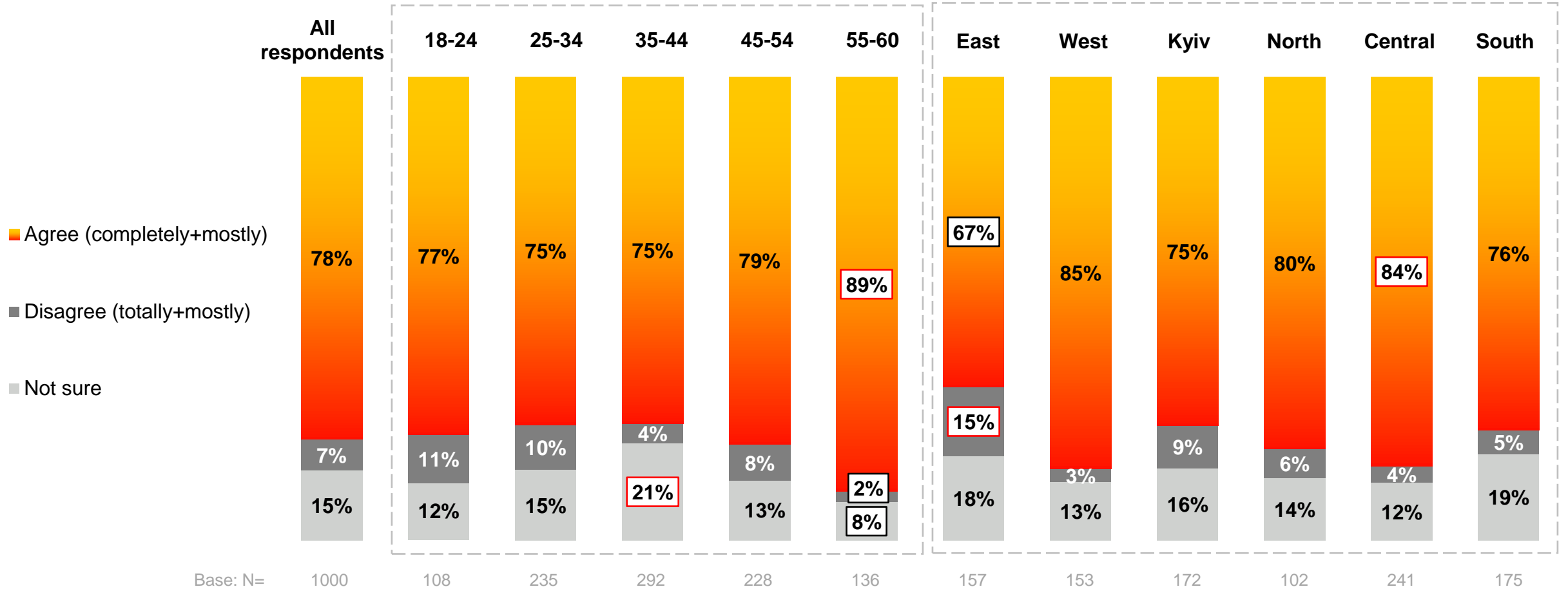
Agreement with statements...



Base: all respondents, N=1000

How much do you agree with the statements: 'Ukraine should become a member of the European Union' | 'Ukraine should become a member of NATO' | 'Ukraine must remain a non-aligned state'?

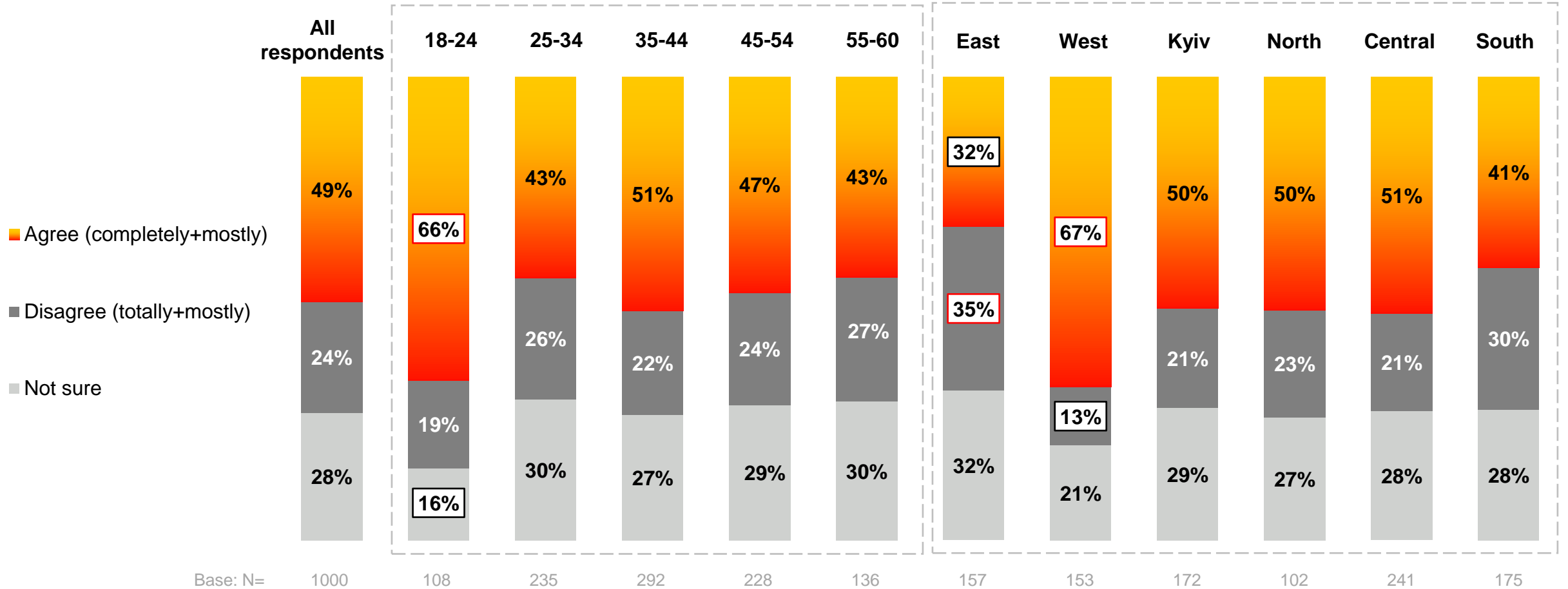
UKRAINE SHOULD JOIN THE EUROPEAN UNION



Statistically significant differences **higher** / **lower** for the group, compared to the sample as a whole

How much do you agree with the statements: 'Ukraine should become a member of the European Union'?

UKRAINE SHOULD JOIN NATO

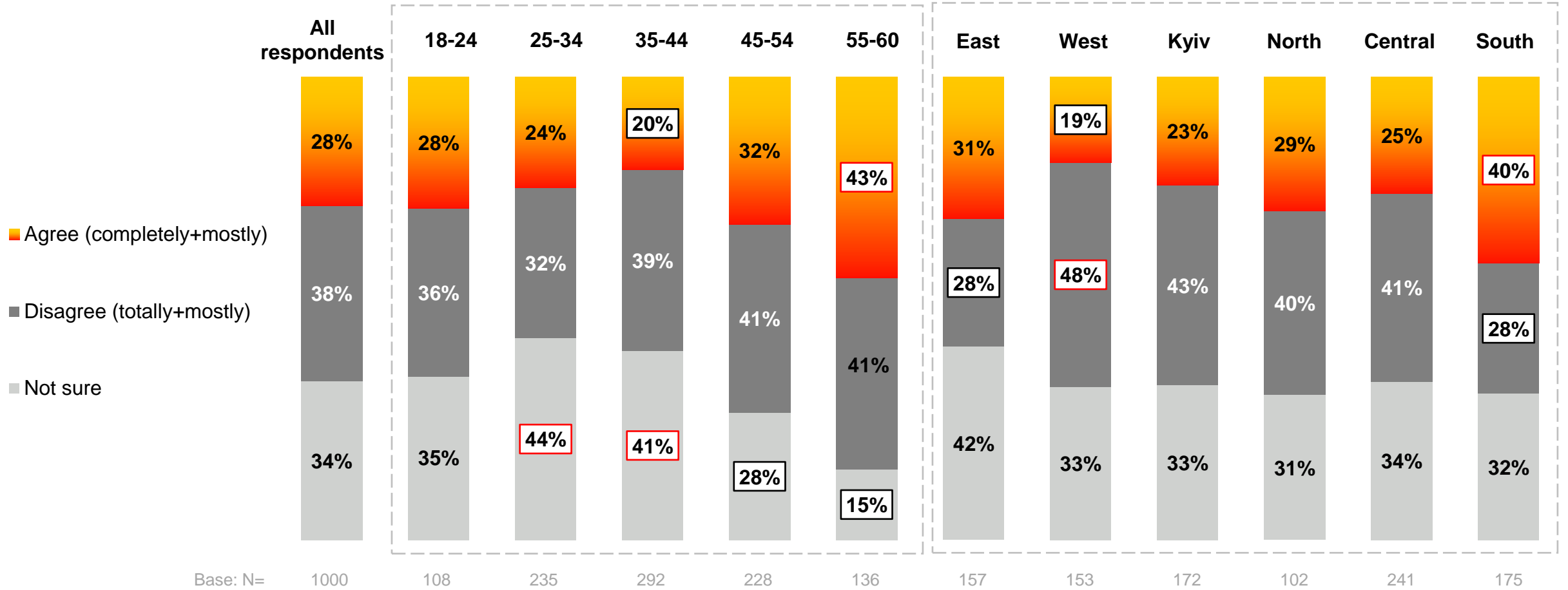


Base: N= 1000 108 235 292 228 136 157 153 172 102 241 175

Statistically significant differences **higher** / **lower** for the group, compared to the sample as a whole

How much do you agree with the statements: 'Ukraine should become a member of NATO'?

UKRAINE MUST REMAIN A NON-ALIGNED STATE

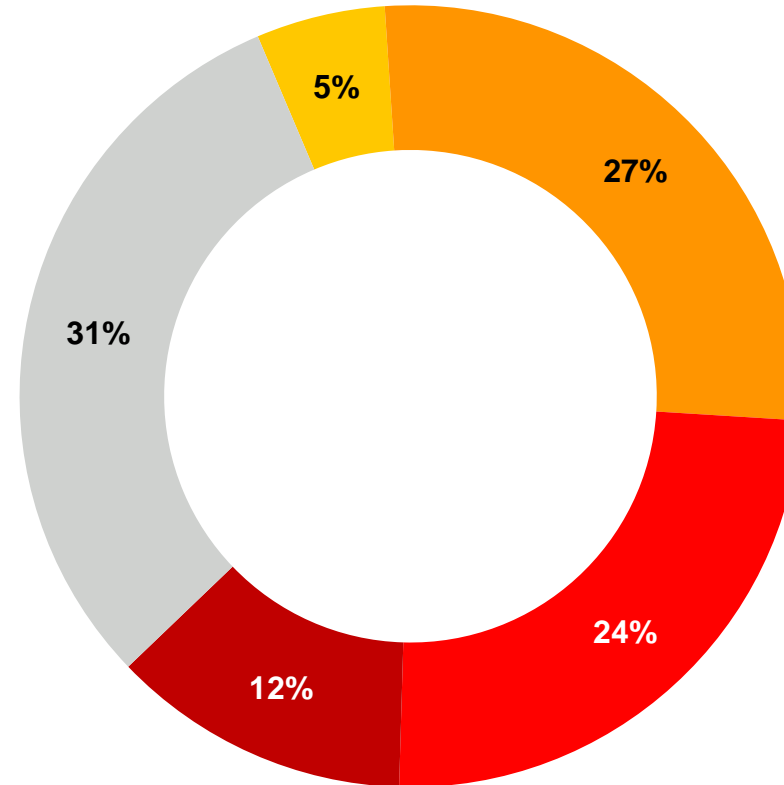


Statistically significant differences **higher** / **lower** for the group, compared to the sample as a whole

How much do you agree with the statements: 'Ukraine must remain a non-aligned state'?

UKRAINE AS A MEMBER OF MILITARY ALLIANCE

- Ukraine should retain the status of a non-aligned state without any additional conditions
- Ukraine should retain the status of a non-aligned state, but only on the condition of security guarantees from the guarantor countries
- Ukraine should continue to insist on joining NATO
- Ukraine should insist on creating a new security alliance
- Unsure



 Gradus Research
Company



CYGNAL